



If you have any of the following signs or symptoms, contact your healthcare professional

- New or increasing size of wound
- New or spreading redness or swelling of the skin around the wound edge
- New or increasing pain
- New or increase of smell after cleansing of wound
- More wound leakage than usual



Precautions/Warnings

- Each dressing should not be left in place for more than 7 days
- Do not cut dressing
- Do not use if individual dressing package is open or damaged
- Store at room temperature and in a dry place

Please refer to the below code table to ensure you receive the correct dressing

Dressing Size		Pack size	Product Code
ConvaMax™ Superabsorber Non-adhesive			
7.5cm x 7.5cm	3.0in x 3.0in	10	422566
10cm x 10cm	3.9in x 3.9in	10	422567
10cm x 20cm	3.9in x 7.9in	10	422568
12.5cm x 12.5cm	4.9in x 4.9in	10	422569
15cm x 15cm	5.9in x 5.9in	10	422570
15cm x 20cm	5.9in x 7.9in	10	422571
20cm x 20cm	7.9in x 7.9in	10	422572
20cm x 30cm	7.9in x 11.8in	10	422573
20cm x 40cm	7.9in x 15.7in	10	422574
ConvaMax™ Superabsorber Adhesive			
7.5cm x 7.5cm	3.0in x 3.0in	10	422575
10cm x 10cm	3.9in x 3.9in	10	422576
10cm x 20cm	3.9in x 7.9in	10	422577
15cm x 15cm	5.9in x 5.9in	10	422579
15cm x 20cm	5.9in x 7.9in	10	422580
20cm x 20cm	7.9in x 7.9in	10	422581

For additional guidance on indications and precautions please refer to the instructions for use leaflet in the box.


Here to help

This brochure has been designed to help you understand how to apply and remove your dressing safely and correctly. Should you need additional advice, our ConvaTec Wound Helpline is open Monday to Friday 9am-5pm. Our clinical team is happy to help.

If you have any questions about your ConvaMax™ Superabsorber dressing please call:

0800 289 738 (UK) or 1800 946 938 (ROI)

www.convatec.com



Changing your ConvaMax™ Superabsorber dressing at home

Why do I need to change my dressing?

A dressing is designed to cover and protect an area to keep a wound clean. The dressing acts as a barrier to reduce the amount of bugs able to get into the wound that could lead to an infection.

When do I need to change my dressing?

Your dressing should be changed as per your healthcare professional's advice or if it starts to leak.

This guide will illustrate how to safely apply ConvaMax™ Superabsorber dressing to your wound



It is important that there is a dressing on the wound at all times to reduce the risk of infection



What is ConvaMax™ Superabsorber dressing?

ConvaMax™ Superabsorber is a super absorbent dressing which will absorb high levels of wound leakage as well as keep your wound clean, protect surrounding skin from moisture and support the healing process.



Before changing your dressing

1. Hand hygiene



Wash hands with soap and water and dry thoroughly with a clean towel

2. Gather all needed equipment as required



Clean disposable gloves



Mirror to view wound, if necessary



Adhesive remover, if necessary



Disposable plastic bag for used dressings



Wound cleanser or clean tap water



Dressing



Moisturisers, if necessary



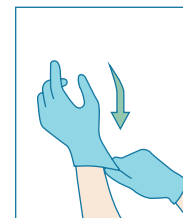
Tape and clean scissors

3. Removal and disposal of previous dressing



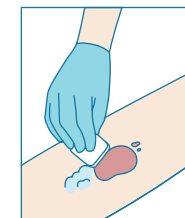
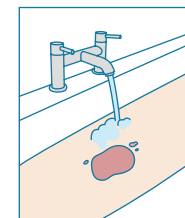
With clean, gloved hands remove dressing and dispose in a plastic bag

Application



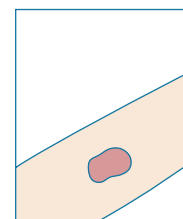
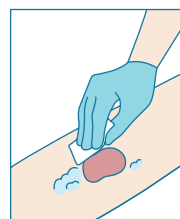
1 Wash hands

Wash hands with soap and water and dry thoroughly with a clean towel. Then apply clean gloves.



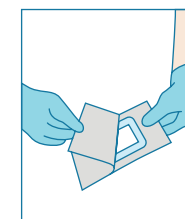
2 Cleanse wound

Cleanse your wound with clean water or specific wound cleansing product if advised by your healthcare professional.



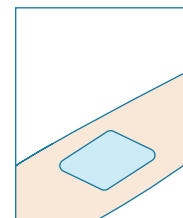
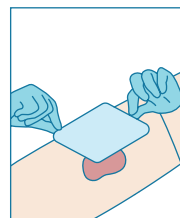
3 Dry the skin

Ensure the skin around the wound edge is clean and dry.



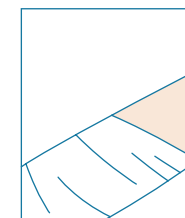
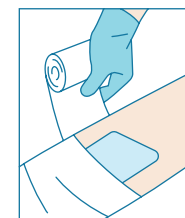
4 Open dressing

Repeat step 1. Carefully open ConvaMax™ Superabsorber dressing packaging trying to minimise touching the dressing as much as possible.



5 Apply dressing

Apply ConvaMax™ Superabsorber dressing directly to the wound or as a secondary dressing. White side down, in contact with the skin, and blue side up.



6 Secure dressing

If required apply a cover dressing to secure ConvaMax™ Superabsorber dressing in place per healthcare professional guidance.