

# ***Skin's Guardians***

**Discover how the ConvaTec Foam range protects, defends and nurtures to promote optimised healing.**

# The Hydrofiber® contact difference

Providing holistic exudate management, supporting the body's natural healing process.

Traditional silicone foam dressing with **non interactive wound contact** layer:

## Potential limitations for the wound site for moderate to highly exuding wounds\*

- Limited adaptability and conformability to the wound surface.<sup>\*1</sup>
- Silicone holes may provide an increased opportunity for free fluids to harbour bacteria and biofilm.<sup>\*1,2</sup>
- Silicone may restrict the accessibility of anti-microbial components.<sup>\*3</sup>

\*As demonstrated *in vitro*

\*For silver containing dressings



AQUACEL® Foam dressings with Hydrofiber® **interactive wound contact** layer – in total contact with the wound bed:

## Micro-contours\*

To the wound bed<sup>3</sup>, eliminating dead spaces where bacteria and biofilm can grow.<sup>1,3</sup>

## Locks In\*

Excess exudate, vertically wicking fluid<sup>4</sup> to prevent spread onto healthy peri-wound skin, reducing the risk of maceration.<sup>5,6</sup>

## Balances\*


Wound fluid levels to maintain a warm, moist wound healing environment whilst the cohesive gel helps minimise pain associated with dressing changes.<sup>7-9</sup>



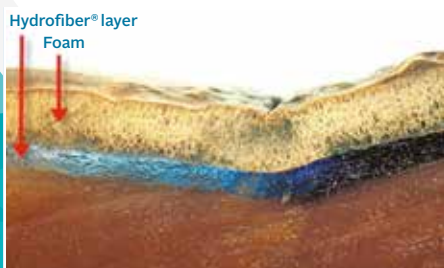
Micro-contours



Locks In



Balances



**No wound is flat** - AQUACEL® Foam dressings micro-contour and adapt to the wound bed<sup>3</sup> unlike traditional silicone foam dressings.<sup>\*10</sup>



By locking in wound exudate, AQUACEL® Foam dressings **mirrors the wound surface**, reducing lateral spread and helps prevent maceration of the peri-wound skin, even under compression.<sup>\*6,7,18</sup>

# 93%

**Positive wound progression observed when using AQUACEL® Foam dressings, including<sup>11</sup>:**

- Reduced/resolved maceration
- Supported removal of sloughy tissue
- Clear signs of granulation tissue formation

\*As demonstrated *in vitro*

\*For silver containing dressings

# Three steps to optimised healing

Whether it's a minor skin abrasion or a chronic leg ulcer, optimising healing can reduce the risk of infection and further complications, helping improve the quality of life for patients. The ConvaTec Foam range works in three ways to promote optimised healing.



## Protecting

The outer layers protect the wound from external contaminants to help maintain patient comfort and skin integrity. It conforms to the contours of the body and enables secure and skin friendly adhesion once in place.<sup>12,13</sup>



## Defending

Defends against contamination and cross infection by locking away harmful bacteria, helping minimise the risk of infection.\*<sup>14-16</sup>



## Nurturing

Our unique Hydrofiber® Technology transforms into a gel to keep the wound moist - creating an ideal wound environment that supports and encourages the body's natural process.

# AQUACEL® Foam

Moderate Exuding   Primary Dressing   Secondary Dressing

The complete all in one foam dressing with an AQUACEL® wound contact layer powered by Hydrofiber® Technology.

AQUACEL® Foam dressings have been designed for the management of a wide range of chronic and acute exuding wounds.

Following a multi-centre clinical evaluation of AQUACEL® Foam dressings, clinicians found<sup>11</sup>:

**84%**

reported no pain on dressing removal

**77%**

improvement in Peri-Wound Condition


**90%**

excellent or good exudate management

**51%**

fewer dressing changes

Multi-centre evaluation of 75 patients



Can be cut to shape<sup>†</sup>



Adhesive does not stick to gloves or itself<sup>†</sup>



Easy to apply and remove<sup>†13</sup>



Water/shower proof<sup>†17</sup>



Viral and bacterial barrier<sup>†17</sup>



Maximum recommended wear time 7 Days



Soft, gentle, flexible and conformable<sup>†</sup>



Effective under compression<sup>†18</sup>


\*As demonstrated *in vitro*. †Please refer to AQUACEL® Foam dressing package insert for complete Instructions for Use

## Foam Lite™ ConvaTec

Low-Non Exuding   Primary Dressing   Secondary Dressing

Designed specifically for the management of low to non-exuding chronic and acute wounds, Foam Lite™ ConvaTec is a thin foam dressing with a breathable film and skin-friendly silicone adhesive.\*<sup>24</sup>

Foam Lite™ ConvaTec dressing is suitable for your day-to-day needs, a versatile dressing solution for a wide range of superficial chronic and acute wounds.



Following a multi-centre product evaluation of Foam Lite™ ConvaTec dressings<sup>25</sup>:

**82%**

Positive wound progression

**95%**

Clinician recommendation

Multi-centre evaluation of 122 patients



Can be cut to shape<sup>†</sup>



Adhesive does not stick to gloves or itself<sup>†</sup>



Easy to apply and remove<sup>†12,24</sup>



Water/shower proof<sup>†24</sup>



Viral and bacterial barrier<sup>†24</sup>



Maximum recommended wear time 7 Days



Soft, gentle, flexible and conformable<sup>†24</sup>

\*As demonstrated *in vitro*. †Please refer to Foam Lite™ ConvaTec dressing package insert for complete Instructions for Use



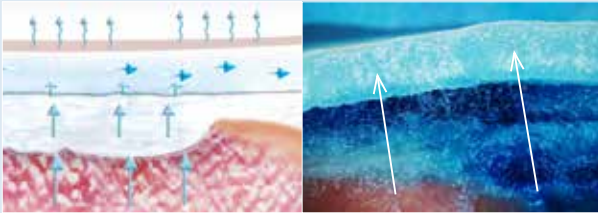
# Working together

AQUACEL® Foam is the only foam dressing range designed to work together with other AQUACEL® primary dressings, providing an effective dressing combination solution for a wide range of wound challenges.

The benefits of combining dressings with Hydrofiber® Technology<sup>26</sup>:

- Full dressing combination optimisation
- Effective exudate management
- Positive patient comfort


## Full dressing optimisation with AQUACEL® Foam and AQUACEL® Extra™ dressings



Visible fluid transfer between the AQUACEL® Extra™ primary dressing and the AQUACEL® Foam cover dressing.\*<sup>27</sup>

\*As demonstrated *in vitro*.

## Traditional silicone foam dressings when used with AQUACEL® Extra™



Less visible fluid transfer between the AQUACEL® Extra™ primary dressing and the other foam dressings tested.\*<sup>27</sup>

## Combining dressings with Hydrofiber® Technology



Use **AQUACEL® Extra™** dressing with **AQUACEL® Foam** dressing to provide extra absorbency for heavily exuding wounds and/or deep dermal wounds.



Use **AQUACEL® Ag Extra™** dressing with **AQUACEL® Foam** dressing for heavily exuding wounds that are infected or at risk of infection.



# Ordering information

**FoamLite**  
ConvaTec

Dressing Size	Pack size	Product Code
<b>Foam Lite® Dressings</b>		
5cm x 5cm	10	421927
8cm x 8cm	10	421557
10cm x 10cm	10	421559
15cm x 15cm	10	421561
5.5cm x 12cm	10	421563
10cm x 20cm	10	421928

For the management of low to non-exuding wounds.

**AQUACELFoam**

Dressing Size	Pack size	Product Code
<b>Adhesive</b>		
8cm x 8cm	10	420804
10cm x 10cm	10	420680
12.5cm x 12.5cm	10	420619
17.5cm x 17.5cm	10	420621
21cm x 21cm	5	420623
25cm x 30cm	5	420624
19.8cm x 14cm (Heel)	5	420625
20cm x 16.9cm (Sacral)	5	420626
24cm x 21.5cm (Sacral)	5	420828
8cm x 13cm	10	421149
10cm x 20cm	10	421151
10cm x 25cm	10	421153
10cm x 30cm	10	421155
<b>Non-Adhesive</b>		
5cm x 5cm	10	420631
10cm x 10cm	10	420633
15cm x 15cm	5	420635
20cm x 20cm	5	420636
15cm x 20cm	5	420637
10cm x 20cm	10	413623

Use as a secondary dressing with the benefits of a Hydrofiber® contact layer for heavily exuding wounds or use alone to manage shallow wounds.

**AQUACELExtra™**

Dressing Size	Pack size	Product Code
<b>AQUACEL® Extra™ Dressings</b>		
5cm x 5cm	10	420671
10cm x 10cm	10	420672
15cm x 15cm	5	420673
4cm x 10cm	10	420820
4cm x 20cm	10	420821
4cm x 30cm	10	420822
<b>AQUACEL® Ribbon Dressing</b>		
1cm x 45cm	5	420127
2cm x 45cm	5	403770

Providing extra absorbency for moderately to heavily exuding chronic and acute wounds.

**AQUACELAgExtra™**

Dressing Size	Pack size	Product Code
<b>AQUACEL® Ag Extra™ Dressings</b>		
5cm x 5cm	10	420675
10cm x 10cm	10	420676
15cm x 15cm	5	420678
20cm x 30cm	5	420679
<b>AQUACEL® Ag Ribbon Dressings</b>		
1cm x 45cm	5	420128
2cm x 45cm	5	403771

Providing extra absorbency for moderately to heavily exuding, infected chronic and acute wounds, or wounds at risk of infection.

To find out more about the ConvaTec Advanced Wound Care range or to arrange a visit from your local ConvaTec representative:

Call **1800 339 412** Australia

**www.convatec.com.au**

**ConvaTec** | Advanced Wound Care

**Skin's Guardians**

**1.** Bowler P, Jones S, Towers V, Booth R, Parsons D, Walker M, 2010. Dressing conformability and silver-containing wound dressings. Wounds UK; 6: 14-20. **2.** Walker M, Jones S, Parsons D, Booth R, Cochrane C, Bowler P, 2011. Evaluation of low-adherent antimicrobial dressings. Wounds UK; 7: 32-45. **3.** Jones SA, Bowler PG, Walker M, 2005. Antimicrobial activity of silver-containing dressings is influenced by dressing conformability with a wound surface. WOUNDS, 17: 263-270. **4.** Waring MJ, Parsons D. Physicochemical characterisation of carboxymethylated spun cellulose fibres. Biomaterials. 2001;22(9):903-912. **5.** Walker M and Parsons D, 2010. Hydrofiber® Technology: its role in exudate management. Wounds UK 6: 31-38. **6.** Parsons D, Bowler PG, Myles V, Jones SA, 2005. Silver antimicrobial dressings in wound management: A comparison of antibacterial, physical and chemical characteristics. WOUNDS, 17: 222-232. **7.** Barnea Y, Amir A, Leshem D, et al. Clinical comparative study of Aquacel and paraffin gauze dressing for split-skin donor site treatment. Ann Plast Surg. 2004;53(2):132-136. **8.** Kogan L, Moldavsky M, Szvalb S, Govrin-Yehudain J. Comparative study of Aquacel and Silverol treatment in burns. Ann Burns Fire Disasters. 2004;17(4):201-207. **9.** DM, Foster KN, Hermans MHE, Rick C, 2004. AQUACEL® Ag in the management of partial-thickness burns: Results of a Clinical Trial. J. Burn Care Rehabil.; 25: 89-97. **10.** WHRI3524 MS064: In vitro testing of AQUACEL™ Foam dressing and Competitor Dressings – Intimate Contact. **11.** Positive clinical and patient outcomes with a next generation foam dressing, Tickle J. Wounds UK, EWMA Special, 2016. **12.** Meuleneire F, Rücknagel H. Soft silicones Made Easy. Wounds International 2013 (May). Available from: [www.woundsinternational.com](http://www.woundsinternational.com) **13.** Healthy Volunteer Study Report, Protocol CW 0207 11 A736. Data on file, ConvaTec Inc. **14.** Newman GR, Walker M, Hobot JA, Bowler PG, 2006. Visualisation of bacterial sequestration and bacterial activity within hydrating Hydrofiber® wound dressings. Biomaterials 27(07): 1129-1139. **15.** Bowler PG, Jones SA, Davies BJ, Coyle E, 1999. Infection control properties of some wound dressings. J.Wound Care 8(10):499-502. **16.** Walker M, Bowler PG, Cochrane CA, 2007. In vitro studies to show sequestration of matrix metalloproteinases by silver-containing wound care products. Ostomy/Wound Management 53(9): 18-25. **17.** AQUACEL™ foam Dressing – Waterproofness, Bacterial and Viral Barrier Testing. WHRI3538 MS069 Data on file, ConvaTec Inc. **18.** WHRI3770 TA286 A Comparison of the In vitro Bio-Physical Performance Characteristics of Silicone Foam Dressings used in Wound Management. Data on file, ConvaTec. **19.** Jones SA, Bowler PG, Walker M, Parsons D. Controlling wound bioburden with a novel silver-containing Hydrofiber® dressing. Wound Repair Regen. 2004;12(3):288-294. **20.** The Antimicrobial Activity of AQUACEL™ Ag foam over 7 days using a Simulated Wound Fluid Model. Microbiological Application. WHRI3687 MA211.2013. Data on file, ConvaTec. **21.** The antimicrobial activity of AQUACEL™ Ag Foam adhesive using a simulated shallow wound microbial model. Microbiological Application. WHRI3771 MA221. 2013. Data on file, ConvaTec. **22.** In vitro testing of AQUACEL™ Ag Foam dressing and Competitor dressings – Fluid Absorbency & Retention under Compression. Market Support. WHRI3665 MS104. 2013. Data on file, ConvaTec. **23.** In vitro testing of AQUACEL™ Ag Foam dressings and Competitor Dressings – Visual Assessment of Retention of Fluid under Compression. Market Support. WHRI3666 MS105. 2013. Data on file, ConvaTec. **24.** In Vitro Performance Characteristics of Foam Lite ConvaTec WHRI 4680 MS132. 25/04/16 Data on file, ConvaTec Inc. **25.** Multi-centre product evaluation, Foam Lite ConvaTec dressings. Data on file, ConvaTec Inc. **26.** Mixing Wound Dressings: Does it Affect Clinical Outcomes. Tickle. J. Poster presented at World Union of Wound Healing Societies, 2016. **27.** Visual Assessment of Fluid Handling by AQUACEL® Extra covered by Different Foam Dressings WHRI5397 MS147. Data on file, ConvaTec Inc.

\*/™ all trade marks are the property of their respective owners. ©2018 ConvaTec Inc. AP-018512-MM. April 2018 W657-AU

ConvaTec (Australia) Pty Limited. ABN 70 131 232 570. PO Box 63, Mulgrave, VIC 3170. Phone: (03) 9239 2700 Facsimile: (03) 9239 2742. Customer Support Freecall: 1800 339 412. [www.convatec.com.au](http://www.convatec.com.au)  
ConvaTec (New Zealand) Limited. PO Box 62663, Greenlane 1546 New Zealand. Phone: 0800 441 763. [www.convatec.com.nz](http://www.convatec.com.nz)