

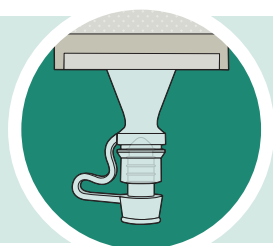


ESTEEM™ Soft Convex

HOW TO USE THE UROSTOMY POUCH SOFT TAP

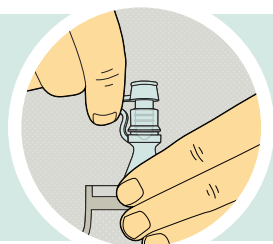


1 CLOSING THE POUCH

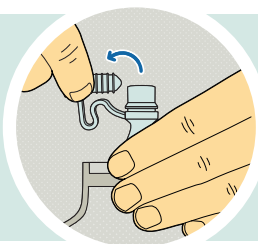


Step 1: Make sure the tap is securely closed.

2 DRAINING THE POUCH



Step 1: Tilt tap up and towards you.

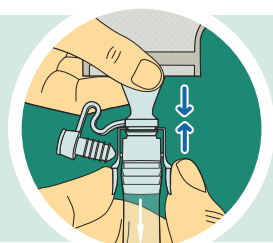


Step 2: Hold base of tap and open tap with the other hand.

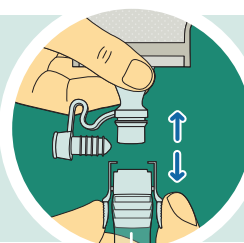


Step 3: Direct tap into toilet to drain the urine.

3 USING THE CONNECTOR



Step 1: Gently insert the ridged part of the end of the tap into the wider section of the adaptor with one hand while holding the base.



Step 2: To remove, pull out Connector with one hand while holding base of tap with the other hand.

For more information, call us on - XXXX XXX XXX
Please refer to the package insert for complete instructions for use.

TM ® indicates trademarks of ConvaTec Inc.
© 2019 ConvaTec Inc. AP-020269-MM

