

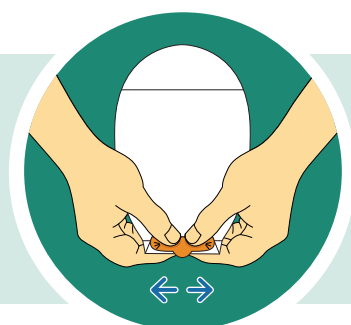
ESTEEM™ Soft Convex

HOW TO USE THE CLIPLESS TAIL CLOSURE

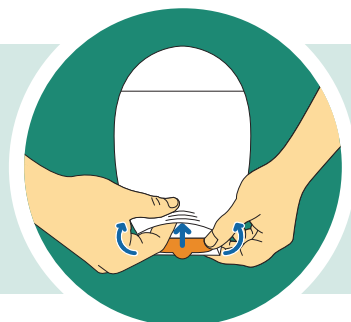
1 CLOSING THE POUCH



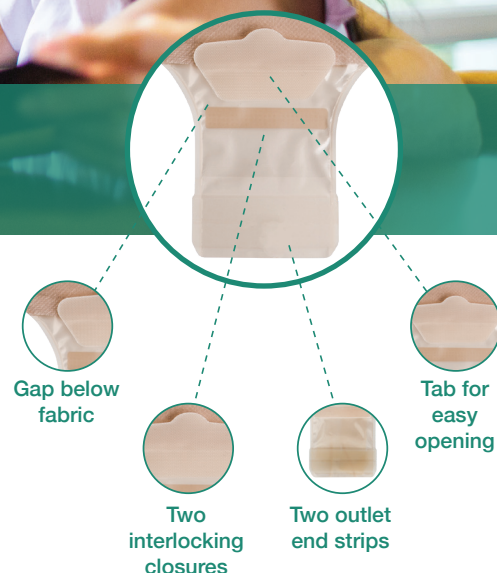
Step 1: Holding the outlet end strips, fold the end up towards you until the interlocking closures line up.



Step 2: Press the interlocking closures together across the width of the tail. Press and pinch across the closure until you feel them close.

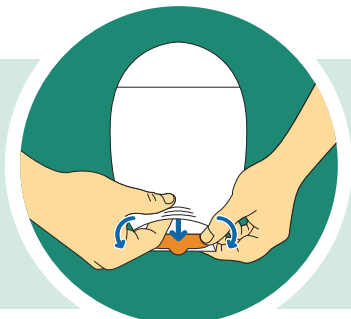


Step 3: Place finger under the gap below the fabric and tuck in the closure, if desired.

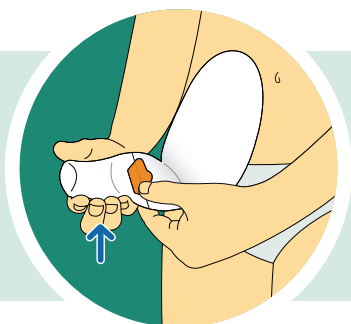


2

EMPTYING AND CLEANING THE POUCH



Step 1: Remove closure from the gap below the fabric.



Step 2: To empty the pouch, tilt the tail up towards your body. Peel open the closure and unfold the tail.



Step 3: Holding the pouch tail with one hand, open the tail by pushing in both ends of the outlet end strips with the other hand to drain the pouch.

Tip: You can pull up on the tab to help open the tail.



Step 4: Clean the inside surface of the pouch tail with toilet tissue or a wipe. The pouch tail can also be cleaned gently with pH neutral soap and water.

For more information, call us on - XXXX XXX XXXX
Please refer to the package insert for complete instructions for use.

TM © indicates trademarks of ConvaTec Inc.
© 2018 ConvaTec Inc. AP-019629-MM