



Choices

designed to fit your
everyday needs



Questions?
1-800-422-8811
www.convatec.com



Our world is what we make of it™





Introduction

By now you know that life doesn't stop because of an ostomy. In fact, this may be the start of a new beginning for you. A life with less pain and worry!

After recovering from surgery, many people return to their previous levels of activity. Some may even find that they now have the freedom — and improved health — to enjoy activities they would never have believed possible. Often, that newfound freedom is possible because of the ostomy products they choose.

Whether you're still using the products you left the hospital with, or have been using the same products for a long time, you'll be pleased to know that you have options — options that may provide even greater security and convenience!







Table of contents

Let's start at the beginning	5
What's right for you	8
Your routine	9
Choosing the right system for you	12
Urostomy options	19
Options for children	20
Healthy skin	22
Common skin problems	24
Getting an ideal fit	28
ConvaTec ostomy products	30
SUR-FIT Natura®	34
Esteem <i>synergy</i> ®	40
Esteem®	44
ActiveLife®	45
Purchasing ostomy supplies	49
Medicare guidelines	50
References	51

Let's start at the beginning.

There are many different conditions or diseases that can lead a person to need or select to undergo ostomy surgery. Whatever the reason, adjusting to life after this surgery can be difficult, emotionally and physically. ConvaTec wants to provide you as much support as possible to ease you into continuing your life after the surgery.

As you know, once you have ostomy surgery, your body will have a different way of eliminating waste. Now waste will pass through a small opening in your abdomen called a stoma.


The majority of stomas are created from the intestine. That is why it is red, and moist. A stoma does not have nerve endings so it will not be sore to touch. When you first have surgery, you may notice that your stoma is large



because it is swollen. It will take approximately eight weeks before it reaches its final size. Keep this in mind when you go to size your stoma for your ostomy system.

The skin on your stomach was not made to handle contact with digestive enzymes and urine; therefore, caring for the skin around your stoma and making sure to limit any contact with discharge from your stoma is important. To avoid skin problems you will want to find a properly fitting ostomy system that will minimize leakage, as well as protect the skin around your stoma.





What's right for you?

No matter what type of ostomy you have, each ConvaTec ostomy system has been designed with your lifestyle in mind. There are many options available today that really allow you to live a full and active life.

Adopting a good skin care routine is very important. Taking care of your skin and taking advantage of some of our helpful accessories can make all the difference.

*Choose the perfect
combination of products to
fit your personal needs!*

What's right
for you?



Your routine

Step 1 Removing Your Used Ostomy System

Begin by gently peeling the skin barrier back, away from your skin, while being sure to support the skin on your stomach with your other hand.

HOW TO USE: If you find that the skin barrier is sticking strongly and is difficult to remove, try using AllKare® Adhesive Remover Wipes. Start by pulling up a corner of the barrier and wiping the adhesive remover underneath the barrier as you peel it away.



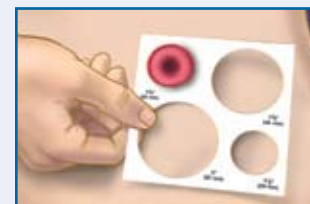
Step 2 Cleaning The Area Around Your Stoma

It is important to clean the skin around your stoma with a moistened washcloth using nonoily soap. Be sure to rinse well with clean water and pat the area dry.



Step 3 Checking Your Stoma Size

Your stoma's size can change over time. Occasionally make it part of your routine to measure your stoma. Enclosed in this booklet you will find a measuring guide to assist you in getting the right fit.



Step 4 Preparing Your Skin

AllKare® Protective Barrier Wipes are available to provide you an extra layer of film that goes under the ostomy system barriers, adhesives, and tapes to help protect against skin irritation.

HOW TO USE: Apply AllKare® Protective Barrier Wipe to the skin around your stoma to form a thin, protective layer of adhesive so your skin barrier or Eakin® Cohesive Seal will stick better, helping you maintain healthy skin.



Step 5 Customize Your Skin Barrier

Adjust the opening in your skin barrier to best fit your stoma size. It is very important that you take care to create the best fit possible to protect your skin.

The opening in the **ConvaTec Moldable Technology™** Skin Barrier can be rolled with your fingers to match the shape of your stoma. Once applied, the dynamic adhesive provides a snug fit around the base of the stoma to protect your skin.

Molding to fit



Cut-to-fit



Cut-to-fit skin barriers need to be cut with curved scissors and require a 1/8" gap to allow your stoma to move during the day.

If you are interested in a product designed to minimize abdominal discomfort, due to ostomy system application pressure, learn about the new SUR-FIT Natura® Low-Pressure Adaptor on page 16.



ConvaTec Moldable Technology™ Skin Barrier Shown

Step 6 Getting A Better Fit


Eakin Cohesive® Seals may be your most versatile skin protection tool. Use Eakin Cohesive® Seals to create a level, leak-resistant base for your skin barrier by filling in any uneven skin surfaces including creases and folds.

To reduce the risk of leakage while protecting your skin, use **Stomahesive® Paste**. Stomahesive® Paste is applied as a thin bead around the opening in the skin barrier. Do not spread the paste across the entire adhesive side of the skin barrier; use like caulking, not like glue.


Using Stomahesive® Paste



Using Eakin Cohesive® Seals




CUSTOMIZE TO FIT YOUR BODY




Deep skin fold



Uneven skin



Irregular stoma



Convexity

Step 7 Applying Your New Ostomy System

You will apply your system differently, based on the type of ostomy system you have selected. Be sure to read the manufacturer's packaging insert for complete instructions for use.

For your convenience we have added step-by-step application cards that are tailored to each specific ConvaTec ostomy system (see back flap).







Choosing the right system for you

Not all ostomy systems are created equal. It is important that you select an ostomy system that fits your needs. There are many systems available, so how do you know the difference between one product and another? This section will help you understand the differences in ostomy products allowing you to determine the perfect system for you.



1-Piece or 2-Piece Systems: What's the difference?

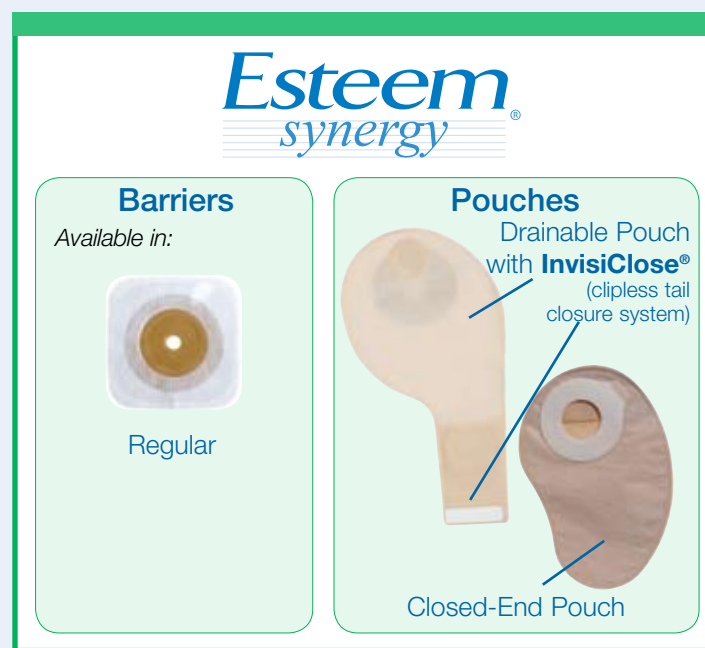
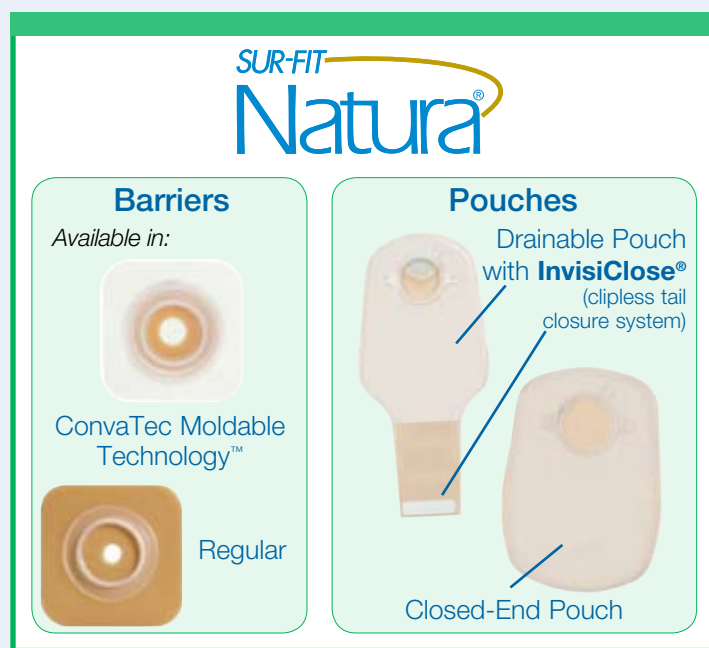
2-piece systems are made up of a separate skin barrier and pouch, while a 1-piece system is an integrated barrier and pouch all in one. There are advantages to both systems.

2-Piece Systems

Because you can remove just the pouch vs the entire ostomy system, you can easily and quickly change the type of pouch you use based on your activity for the day. These systems are available with both drainable and closed-end pouches. ConvaTec offers two options in the 2-piece line, SUR-FIT Natura® and Esteem synergy® pouch systems. Each system is different and made to fit individual preferences.

Even better, with a 2-piece system you can choose to change and reapply a fresh new pouch as often as you like, while keeping your current skin barrier in place.

Likewise, a 2-piece system allows you to check the appearance of your stoma at any time. This simplicity makes applying a new pouch a snap.



1-Piece Systems

1-piece systems are very simple to use. The 1-piece system is completely removed each time you need to change your pouch. It is available in both drainable and closed-end pouches. It is also available with a clipless closure (InvisiClose®) in the ConvaTec Esteem® line. 1 piece systems are lower profile than the majority of 2 piece systems and therefore will be much less likely to be detectable under tighter clothing.



Stomahesive® or Durahesive® Skin Barriers: What's the difference?

On many types of ConvaTec ostomy systems we offer two types of adhesive for skin barriers. Both barriers are lightweight, comfortable, and designed to provide a high degree of security against leakage. The difference in adhesive barriers is based on various skin and output situations, see below for details.

Stomahesive® (standard wear) Skin Barriers

Stomahesive® Skin Barriers are ideal for people whose stoma output is **semiformed** to **formed** stool. This reliable skin barrier provides excellent security because of a special formula that enables the skin barrier to adhere to both dry and moist skin. It holds firmly to skin *while* protecting against irritating output.

Available in:



White Tape Collar



Tan Tape Collar



No Tape Collar

Ideal option for:
Colostomy

Can also be used for:
Ileostomy
Urostomy

Durahesive® (extended wear) Skin Barriers

Durahesive® Skin Barriers are designed for people whose stoma output is **mostly liquid**. Unlike other skin barriers that may break down around liquid output, Durahesive® Skin Barriers swell up to protect the stoma. This special effect, called *turtlenecking*, creates a more secure seal *without* harming the skin.

Available in:



White Tape Collar



Tan Tape Collar



No Tape Collar

Turtlenecking



Ideal option for:

Urostomy
Ileostomy
Colostomy (liquid stool)

All ConvaTec skin barriers are resilient enough to adhere to the skin while showering, bathing, and swimming.

What are my skin barrier options?

Once you have determined your preferred adhesive, there are a few more options that you should consider that will help to customize the barrier to your body shape.

ConvaTec Moldable Technology™ Skin Barriers

Our latest technology. Skin can become easily irritated because of the gaps that form between your stoma and your skin barrier. ConvaTec created ConvaTec Moldable Technology™ Skin Barriers to reduce these gaps by developing a skin barrier that molds to the shape and size of your stoma. Even better, it's easy to apply, **no more cutting!**



Available in:



☒ Flat Barrier



☒ Convex Barrier

Our flat barriers with ConvaTec Moldable Technology™ are ideal for people with acrylic allergies

How do ConvaTec Moldable Technology™ Skin Barriers Work?

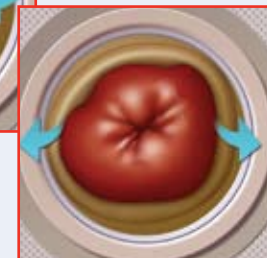
You simply roll back the soft adhesive onto itself (do not stretch) to create an opening that fits your stoma size and shape. Traditional skin barriers may need to be cut or are pre-cut to a perfect circular shape which can leave gaps around your stoma. ConvaTec Moldable Technology™ Skin Barriers were designed to conform to gently hug your stoma.

This barrier gently hugs the stoma as you work, play, exercise, and rest. It expands and contracts along with your stoma to help maintain a consistent and comfortable fit.



← Stoma contracted

Stoma expanded →



Is your abdomen tender?

SUR-FIT Natura® Low-Pressure Adaptor

After ostomy surgery the abdomen may be sore or tender. The SUR-FIT Natura® Low-Pressure Adaptor is designed to help reduce discomfort caused when attaching the ostomy pouch to the ostomy skin barrier. The Low-Pressure Adaptor provides the ample finger space necessary to attach the pouch away from the body and eliminates contacting or pressing down directly on the abdomen. The Low-Pressure Adaptor works with SUR-FIT Natura® pouches and SUR-FIT Natura® skin barriers including ConvaTec Moldable Technology™ skin barriers.



Is your stoma flush or retracted?

(See insert in the back pocket of the catalog to identify your stoma type)
If so, you may need a convex skin barrier to get the best fit possible.

What is a Convex Skin Barrier?

Convex skin barriers are used **for stomas that are flush, retracted, or protrude less than 1/2"**. They are available with ConvaTec Moldable Technology™ skin barriers or pre-cut convexity. The convexity actually helps to push the stoma out to prevent leakage around the skin barrier.

The innovative ConvaTec Moldable Technology™ convex skin barrier eliminates the need for scissors, and easily shapes to create a customized stoma opening. It provides moderate convexity and hugs the base of your stoma for optimum security and support, great for irregularly shaped stomas.

Available in:



☒ ConvaTec Moldable Technology™ Skin Barrier



☒ Convex Barrier Pre-cut

Because of the custom fit with ConvaTec Moldable Technology™ Skin Barriers, you may experience less leakage than from an ill fitting barrier.

With so many colostomy and ileostomy pouch options, how do I choose?

Like so many things in life, the ConvaTec pouch you select is a personal choice. Your options include one or two-piece systems, closed-end or drainable, and filtered or nonfiltered pouches. Best of all, you can mix and match styles with a system to meet your specific needs.

The difference between closed-end and drainable pouches is simple: one you simply use once and discard; the other you drain, rinse, and reuse for a few more days. Both provide a high degree of security.

Closed-End

Use and Discard

ConvaTec closed-end pouches are designed for **one-time usage**, which makes them ideal for everyday use, special occasions, or for intimate moments. Some are designed with a filter that reduces odor and gas buildup which can cause the pouch to balloon. There's no draining it or clip to worry about. When you're done with it, you simply remove the pouch, place it into a disposable bag, and discard it.



Ideal option for: Colostomy (everyday or special occasions)
Ileostomy (everyday or special occasions)

Available in: SUR-FIT Natura® ostomy system
Esteem synergy® ostomy system
ActiveLife® ostomy system

Drainable

Drain, Rinse, and Re-use

People with an ileostomy and some people with a colostomy may prefer drainable pouches, which can be easily emptied by releasing the closure at the bottom of the pouch. Drainable pouches are available with the InvisiClose® Tail Closure, a clipless closure with a double security flap. With the InvisiClose® Tail Closure there is no need to worry about where to place your clip when changing your pouch; simply unroll the plastic closure, drain, and resecure.

Drainable pouches are also available with a traditional plastic clip which is removed for draining. ConvaTec offers a wide variety of drainable pouches to meet your needs, including options with air filters and comfort panels.



Ideal option for: Ileostomy

Available in: SUR-FIT Natura® ostomy system
Esteem synergy® ostomy system
ActiveLife® ostomy system
Esteem® ostomy system

These pouches are only suitable for people who have a colostomy or ileostomy. For urostomy pouches see page 19.

More features

InvisiClose® Tail Closure

The InvisiClose® Tail Closure System offers a double security flap, **ease of drainage**, and **ease of cleaning**. The simple-to-open outlet end strips and tail design help control flow and reduce splashing when emptying your pouch. The locking mechanism is enhanced by an additional security flap to give you added peace of mind.



Fold the tail end up towards you four times and ensure the inter-locking closures overlap.



Press the inter-locking closures together until you feel them lock (click) into place along their entire length.



Wrap the security flap around to the back of the pouch (body side) and press the inter-locking closures together until you feel them lock (click) into place.

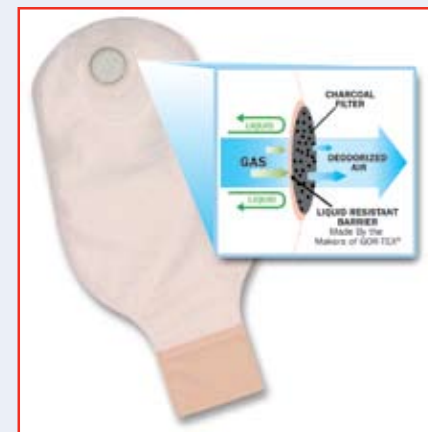


How can a filtered pouch make a difference?

Filtered Pouch

The filter option helps keep your pouch flat! The ConvaTec filter is specially designed to continuously release gas so your pouch stays flat day and night. The filter was designed with an inner protective barrier which repels liquid to help prevent leaks.

The filter also neutralizes odor as gas passes through it so you can feel comfortable in any situation.



For optimum filter performance ConvaTec recommends using a new filtered drainable pouch every 3 days.

Products shown are ideal for colostomys and ileostomys, for urostomy options see page 19.

Urostomy options

If you have a urostomy, your needs can be a little different from those of someone who has a colostomy or ileostomy. That is why we have designed a separate product line specifically for urostomies. As with our other ostomy systems, urostomy pouches are available in 1- and 2-piece systems.

Ideal options for:
Urostomy

Available in:
SUR-FIT Natura® ostomy system
Esteem synergy® ostomy system
ActiveLife® ostomy system



SUR-FIT Natura® Urostomy Pouch with Accuseal® Tap with Valve



Esteem synergy® Urostomy Pouch with Accuseal® Tap with Valve



ActiveLife® One-Piece Pre-Cut Urostomy Pouch with Durahesive® Skin Barrier and with Accuseal® Tap with Valve



ActiveLife® Convex One-Piece Pre-Cut Urostomy Pouch with Durahesive® Skin Barrier (Transparent)

You will find some very unique features with these urostomy products. ConvaTec has the Accuseal® tap that allows for rapid emptying. The tap allows you to hook up to a night drainage system which can help you get a good night's rest; so you do not have to worry about your pouch filling up and leaking while you sleep.



ConvaTec® Night Drainage Container Set



Options for children



With **Little Ones®** Products, finding the right ostomy system is elementary



With all the challenges that go with raising a child, finding the right ostomy product needn't be one of them. That's why ConvaTec has a family of products designed just for kids.

The family of products is called the Little Ones® ostomy system, and it features products for children who have had colostomy, ileostomy, or urostomy surgery. As with our adult products, the Little Ones® products offer a full range of options to meet any child's need or parent's preference. And each has been designed especially to comfortably fit a child's unique body size and contours.

Little Ones® products are designed with an active child in mind. They're flexible, durable, and easy to remove, so there's minimal discomfort.

Parents love them because they let kids get on with the business of just being kids!

To learn more, call us and we will send you a detailed booklet, *A Parent's Guide to Ostomy Care* for Infants and Children that will provide you with the information you need.


1-800-422-8811





Healthy skin

Prevention is an important aspect in maintaining healthy skin around your stoma and being able to avoid potential skin problems. However, even with the best of care, skin irritations may occur. If they do, you and your healthcare provider should seek out a solution early because waiting can lead to more problems, unnecessary discomfort, and worry. With the proper care and the use of ostomy accessories, and in some cases medications, most skin problems can be easily resolved.



Do you have healthy skin?

Checking for healthy skin

The skin surrounding your stoma should look the same as skin anywhere else on your body.

Note: A slight redness from removing the barrier is common, but this should fade quickly to your normal skin tone.



Detecting a skin problem

Redness can be a sign of skin irritation in people with light skin tones. Lighter or darker appearing areas of skin can be a sign of irritation among people with darker skin tones.



Avoiding potential skin problems

Many skin problems can be avoided by making sure:

- The appropriate ostomy pouching system is used (a system that fits you well and feels comfortable)
- Your ostomy system is correctly sized
- The skin around your stoma is protected by an effective skin barrier
- The appropriate ostomy accessories are used to improve the fit of your ostomy system allowing little or no discharge to come in contact with your skin



Always consult your healthcare provider if you notice any of these signs of skin irritation.

What are the signs that I may have a skin problem?

A skin problem can be any change in the look and feel of the skin around your stoma, such as red, irritated, or broken areas that may burn and itch. Often times these problems are caused by leakage of urine or stool onto the skin surrounding the stoma, or by other types of irritation or infection.

You should try your best to protect the skin around the stoma from coming into direct contact with any drainage from your stoma. The discharge contains substances that are very irritating and can cause skin problems even if they come into contact with the skin for only a short period of time.

Yeast Infection (*Candidiasis*)

Causes: Caused by an overgrowth of the *Candida* organism in areas where it is dark, warm and moist. Often occurs after a course of antibiotic therapy which then causes an imbalance in the normal flora of the skin.

Common symptoms: Itchy, bumpy red skin.




Suggestions on how to care for this problem:

Consult your healthcare provider or your WOC (ostomy) nurse who will manage this with an antifungal powder. And while the condition is resolving, you can use these accessories to help get a better adhesion of your pouching system

✓ **Stomahesive® Protective Powder**
and

✓ **AllKare® Protective Barrier Wipe:**
when combined they can create a protective and absorbent barrier

Ask your WOC or ostomy nurse about this technique.



Dermatitis (*Allergic Contact*)

Causes: Often caused by exposure to materials and formulas that irritate your skin on contact (eg; tape, skin barriers, soap, adhesives, powders, pastes, or pouch material).

Common Symptoms: Redness. Itching. Broken skin. Irritation in the area covered by a part of your pouching system. A history of allergies.



Suggestions on how to care for this problem:

- ✓ Look into an alternate pouching system and call your healthcare provider to find ways to manage the allergy

Dermatitis (*Irritant leading to skin breakdown*)

Causes: Inflammation of the skin around your stoma that may have resulted from skin coming in contact with stool or urine, usually from leakage occurring under the pouching system.

Common Symptoms: Redness. Pain. Weeping areas of skin.




Consult your WOC (ET) Nurse or healthcare provider on how to care for this problem:

- ✓ Review your product package inserts and procedures to ensure proper use and technique when applying your ostomy system
- ✓ Remeasure your stoma to ensure you are wearing the correctly sized system
- ✓ Try using Stomahesive® Protective Powder on the weeping areas
- ✓ Try using AllKare® Protective Barrier Wipes in conjunction with Stomahesive® Protective Powder to create a protective and absorbent barrier







Getting an ideal fit

It may surprise you to find out that the ostomy products you start out with immediately after surgery, or have settled into along the way, may not be the ideal products for you in the long run. That's why ConvaTec provides options to meet your changing needs. We offer a wide array of products and support services to fit a variety of lifestyles and your changing needs.



Getting an
ideal fit





ConvaTec

ostomy products

Options made for you

It can feel like a grueling task to select an ostomy system that protects the skin around your stoma and provides you the flexibility to meet your daily needs. With so many options that all look basically the same, it can be difficult to determine which system can meet all of your needs and more. Don't despair, there is a product combination out there for you.

Also keep in mind that your activity level and your body will continue to change over time. So it is common for your ostomy products to not fit you as well as they once did. In order to continually get the best fit and protection, you will need to remember that as your body and needs change, so should your ostomy system.



ConvaTec believes that the more you know about the various ostomy system features, the better off you'll be in finding the products that will work best for you. In fact, we have nurses and product specialists on staff willing and able to help you find the combination of products that are best suited for your body and surgery type.

If you'd prefer to speak live with a ConvaTec representative who can provide a product assessment for you, simply call the

ConvaTec Customer Interaction Center at
1-800-422-8811

Available Monday through Thursday, 8:30 a.m. to 8:00 p.m. ET,
 Friday, 8:30 a.m. to 6:00 p.m. ET, or Saturday, 10:00 a.m. to 2:00 p.m. ET




Skin preparation and protection

By now we are sure you realize the importance of maintaining healthy looking, healthy feeling skin around your stoma. Sometimes, little changes to your ostomy care routine can make all the difference in helping you to feel better. Finding the right products to help you manage your ostomy is as important as finding the right ostomy system. To help you make that selection we have listed many of the common accessories below for cleaning and caring for the skin.

Skin Preparation Products

AllKare® Protective Barrier Wipes

Provides you a protective layer on the skin that will not dissolve when in contact with water or perspiration. This can be used under tapes and skin barriers/wafers. Helps protect against irritation, abrasion, and adhesive buildup.



UPC Code (Universal Product Code)	Qty.	HCPCS
30003-037439	50 wipes per box	A5120

Stomahesive® Protective Powder

Provides extra protection for weepy, irritated skin by absorbing moisture. Helps to keep your skin dry and prevent skin irritation.



UPC Code (Universal Product Code)	Size	Qty.	HCPCS
30003-025510	1 oz. bottle	Per bottle	A4371



Get an enhanced fit and reduce leakage

Eakin Cohesive® Seals

A donut-shape ostomy seal that can be molded to a variety of shapes. It acts as a gasket or barrier, and provides added protection for hard-to-fit stomas or high output stomas. The moldable ring forms into a gel that helps prevent skin damage by sealing the area between the skin and ostomy appliance.



UPC Code (Universal Product Code)	Size	Qty.	HCPCS
30003-839002	small 2"	20 per box	A4385
30003-839001	large 4"	10 per box	A4385

Stomahesive® Paste

Pectin-Based Protective Skin Barrier

Use as a "caulking" between skin barrier/wafer and stoma or as a filler for uneven skin surfaces (scars or skin folds). Helps to prevent leakage.



UPC Code (Universal Product Code)	Size	Qty.	HCPCS
30003-183910	2 oz. tube	1 tube per box	A4406

Maintaining healthy skin when you remove your system

AlliKare® Adhesive Remover Wipes

The AlliKare® Adhesive Remover Wipe formula gently removes tape, and skin barrier/wafer residues from the skin that can reduce wear times.



UPC Code (Universal Product Code)	Qty.	HCPCS
30003-037436	50 wipes per box	A4365

SUR-FIT Natura® 2-Piece Ostomy System

SUR-FIT Natura® Ostomy Systems

When it comes to the SUR-FIT Natura® ostomy system, we recommend you take a look at the innovative pouch and skin barrier features that have been combined with our Stomahesive® and Durahesive® adhesives. The SUR-FIT Natura® ostomy system offers special moldable skin barriers for a personalized, snug fit to help protect skin. The SUR-FIT Natura® drainable pouch is available with a filter that is designed to reduce odor and ballooning.

SUR-FIT Natura® Durahesive® (extended wear) Skin Barriers

■ SUR-FIT Natura® Moldable Durahesive® Skin Barrier with Hydrocolloid Flexible Collar



UPC Code (Universal Product Code)	Color Match	Flange Size	Stoma Size	Qty.	HCPCS
30003-411800	●	45 mm (1 3/4") flange	1 1/8" - 1 1/4"	10 per box	A4409
30003-411802	●	45 mm (1 3/4") flange	1 1/8" - 1 1/4"	10 per box	A4409
30003-411804	♥	57 mm (2 1/4") flange	1 3/8 - 1 3/4"	10 per box	A4409
30003-411806	■	70 mm (2 3/4") flange	1 3/4 - 2 1/2"	10 per box	A4409

Need to match your pouch selection

■ SUR-FIT Natura® Durahesive® Flexible Skin Barrier with flange



UPC Code (Universal Product Code)	Color Match	Flange Size	Stoma Size	Qty.	HCPCS
30003-413159	▲	32 mm (1 1/4") flange	up to 1/2"	10 per box	A4409
30003-413160	◆	38 mm (1 1/2") flange	up to 5/8"	10 per box	A4409
30003-413161	●	45 mm (1 3/4") flange	up to 7/8"	10 per box	A4409

See below for details.*

Need to match your pouch selection

Note:

Be sure to match the color/shape of the dot of the skin barrier with the color/shape of the dot of the pouch



*Please measure your stoma to select accurate flange size

For assistance in finding an ostomy system to fit your lifestyle needs call

1-800-422-8811

and speak with a ConvaTec ostomy specialist or one of our WOC (ostomy) nurses on staff.



SUR-FIT Natura® 2-Piece Ostomy System

SUR-FIT Natura® Durahesive® Convex Skin Barriers

■ SUR-FIT Natura® Durahesive® Convex Skin Barrier with ConvaTec Moldable Technology™

UPC Code (Universal Product Code)	Color Match	Flange Size	Stoma Size	Qty.	HCPCS
30003-404592	●	45 mm (1 3/4") flange	1/2" - 7/8"	10 per box	A4407*
30003-404593	●	45 mm (1 3/4") flange	7/8 - 1 1/4"	10 per box	A4407*
30003-404594	♥	57 mm (2 1/4") flange	1 1/4" - 1 3/4"	10 per box	A4407*



Need to match your pouch selection

*HCPCS Code is determined by the size of the barrier mass excluding the tape collar.

■ SUR-FIT Natura® Durahesive® Skin Barrier

UPC Code (Universal Product Code)	Color Match	Flange Size	Stoma Size	Qty.	HCPCS
30003-413153	▲	32 mm (1 1/4") flange	1/2" - 7/8"	10 per box	A4409
30003-413154	◆	38 mm (1 1/2") flange	7/8 - 1"	10 per box	A4409
30003-413155	●	45 mm (1 3/4") flange	1 1/8" - 1 1/4"	10 per box	A4409
30003-413156	♥	57 mm (2 1/4") flange	1 3/8 - 1 3/4"	10 per box	A4409



See below for details.*

Need to match your pouch selection

Note:

Be sure to match the color/shape of the dot of the skin barrier with the color/shape of the dot of the pouch



*Please measure your stoma to select accurate flange size

SUR-FIT Natura® 2-Piece Ostomy System

SUR-FIT Natura® Stomahesive® (standard wear) Skin Barriers

■ SUR-FIT Natura® Moldable Stomahesive® Skin Barriers with Hydrocolloid Flexible Collar



UPC Code (Universal Product Code)	Color Match	Flange Size	Stoma Size	Qty.	HCPCS
30003-411801	●	45 mm (1 3/4") flange	1/2" - 7/8"	10 per box	A4414*
30003-411803	●	45 mm (1 3/4") flange	7/8 - 1 1/4"	10 per box	A4414*
30003-411805	♥	57 mm (2 1/4") flange	1 1/4" - 1 3/4"	10 per box	A4414*
30003-411807	■	70 mm (2 3/4") flange	1 3/4 - 2 1/8"	10 per box	A4414*

Need to match your pouch selection

*HCPCS Code is determined by the size of the barrier mass excluding the tape collar.

■ SUR-FIT Natura® Stomahesive® Flexible Skin Barrier with Flange



UPC Code (Universal Product Code)	Color Match	Flange Size	Stoma Size	Qty.	HCPCS
30003-125262	▲	32 mm (1 1/4") flange	1/2" - 7/8"	10 per box	A4414*
30003-125263	◆	38 mm (1 1/2") flange	7/8 - 1"	10 per box	A4414*
30003-125264	●	45 mm (1 3/4") flange	1 1/8" - 1 1/4"	10 per box	A4414*
30003-125265	♥	57 mm (2 1/4") flange	1 3/8 - 1 3/4"	10 per box	A4414*
30003-125266	■	70 mm (2 3/4") flange	1 3/4 - 2 1/2"	10 per box	A4414*

Need to match your pouch selection

*HCPCS Code is determined by the size of the barrier mass excluding the tape collar.

Note:

Be sure to match the color/shape of the dot of the skin barrier with the color/shape of the dot of the pouch



For assistance in finding an ostomy system
to fit your lifestyle needs call

1-800-422-8811

and speak with a ConvaTec ostomy specialist
or one of our WOC (ostomy) nurses on staff.



SUR-FIT Natura® 2-Piece Ostomy System

SUR-FIT Natura® Two-Piece **CLOSED-END** Pouches

■ SUR-FIT Natura® Closed-End Pouches (opaque)



UPC Code (Universal Product Code)	Color Match	Flange Size	Qty.	HCPCS
30003-401521	◆	38 mm (1 1/2") flange	30 per box	A5054
30003-401522	●	45 mm (1 3/4") flange	30 per box	A5054
30003-401523	♥	57 mm (2 1/4") flange	30 per box	A5054
30003-401524	■	70 mm (2 3/4") flange	30 per box	A5054

Need to match your barrier selection

■ SUR-FIT Natura® Closed-End Pouches (opaque)

☒ With Filter



UPC Code (Universal Product Code)	Color Match	Flange Size	Qty.	HCPCS
30003-401525	◆	38 mm (1 1/2") flange	30 per box	A4419
30003-401526	●	45 mm (1 3/4") flange	30 per box	A4419
30003-401527	♥	57 mm (2 1/4") flange	30 per box	A4419
30003-401528	■	70 mm (2 3/4") flange	30 per box	A4419

Need to match your barrier selection

Note:

Be sure to match the color/shape of the dot of the skin
barrier with the color/shape of the dot of the pouch



SUR-FIT Natura® 2-Piece Ostomy System

SUR-FIT Natura® Drainable Pouches

■ SUR-FIT Natura® Drainable Pouch (opaque)



UPC Code (Universal Product Code)	Color Match	Flange Size	Qty.	HCPCS
30003-411309	◆	38 mm (1 1/2") flange	20 per box	A4425
30003-411310	●	45 mm (1 3/4") flange	20 per box	A4425
30003-411311	♥	57 mm (2 1/4") flange	20 per box	A4425
30003-411312	■	70 mm (2 3/4") flange	20 per box	A4425

Need to match your barrier selection

- ☒ With InvisiClose™ Tail Closure™
- ☒ With Filter

■ SUR-FIT Natura® Drainable Pouch (opaque)

2 Tail Closures per box



UPC Code (Universal Product Code)	Color Match	Flange Size	Qty.	HCPCS
30003-404014	▲	32 mm (1 1/4") flange	20 per box	A5063
30003-404015	◆	38 mm (1 1/2") flange	20 per box	A5063
30003-404016	●	45 mm (1 3/4") flange	20 per box	A5063
30003-404017	♥	57 mm (2 1/4") flange	20 per box	A5063
30003-404018	■	70 mm (2 3/4") flange	20 per box	A5063

Need to match your barrier selection

Note:

Be sure to match the color/shape of the dot of the skin barrier with the color/shape of the dot of the pouch



For assistance in finding an ostomy system
to fit your lifestyle needs call

1-800-422-8811

and speak with a ConvaTec ostomy specialist
or one of our WOC (ostomy) nurses on staff.



SUR-FIT Natura® 2-Piece Ostomy System

SUR-FIT Natura® Two-Piece **UROSTOMY** Pouches

■ SUR-FIT Natura® Urostomy Pouch with Accuseal® Tap with Valve



UPC Code (Universal Product Code)	Color Match	Flange Size	Stoma Size	Qty.	HCPCS
30003-401551	▲	32 mm (1 1/4") flange	1/2 - 7/8	10 per box	A4432
30003-401552	◆	38 mm (1 1/2") flange	7/8 - 1"	10 per box	A4432
30003-401553	●	45 mm (1 3/4") flange	1 1/8" - 1 1/4"	10 per box	A4432
30003-401554	♥	57 mm (2 1/4") flange	1 3/8 - 1 3/4"	10 per box	A4432
30003-401555	■	70 mm (2 3/4") flange	1 3/4 - 2 1/2"	10 per box	A4432

Need to match your barrier selection

■ ConvaTec® Night Drainage Container Set

Set contains:

1 ConvaTec® Night Drainage Container with tubing

1 ConvaTec® Night Drainage Container Cover

1 Universal Adaptor



UPC Code (Universal Product Code)	Qty.	HCPCS
30003-027060	1 set per box	A5102

Note:

Be sure to match the color/shape of the dot of the skin
barrier with the color/shape of the dot of the pouch



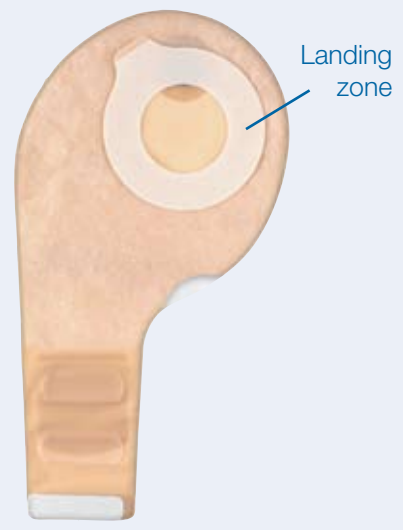
Esteem synergy® 2-Piece Coupling Technology

Esteem synergy® Skin Barriers

What makes the Esteem synergy® ostomy system so great?
Its flexible barrier and low profile.

Esteem synergy® - A low pressure, 2-piece ostomy system that provides excellent flexibility. It utilizes an innovative Adhesive Coupling Technology® that connects the pouch to the skin barrier and eliminates the need for plastic rings that must be snapped or locked together. Esteem synergy® pouches provide the low profile, comfort, and flexibility of a conventional 1-piece system with the convenience of a 2-piece system.

The Esteem synergy® ostomy system has a flat, flexible adhesive foam ring on the pouch that securely connects to a clear, flat, flexible plastic “Landing Zone” flange on the skin barrier. It is easy to apply and easy to remove. The adhesive maybe peeled back to release gas and then reapplied with minimal pressure.



Esteem synergy® Stomahesive® Skin Barriers

■ Esteem synergy® Stomahesive® Skin Barrier



UPC Code (Universal Product Code)	Color Match	Stoma Opening	Overall Dimensions	Qty.	HCPCS (Skin Barrier) 4" x 4" or smaller
30003-405456	■	small up to 35 mm (1 3/8)	4" x 4"	10 per box	A4414
30003-405457	●	medium up to 48 mm (1 7/8)	4 1/2" x 4 1/2"	10 per box	A4414
30003-403458	★	large up to 61mm (2 3/8)	5" x 5"	10 per box	A4414

Need to match your pouch selection

- ☒ With Landing Zone Flange
- ☒ With White Tape Collar

Note:
Be sure to match the color/shape of the dot of the skin barrier with the color/shape of the dot of the pouch
★ ■ ● ◆ ♥ ▲

Esteem synergy® 2-Piece Coupling Technology

Esteem synergy® Stomahesive® Skin Barriers

■ Esteem synergy® Skin Barriers without tape collar



UPC Code (Universal Product Code)	Color Match	Stoma Opening	Overall Dimensions	Qty.	HCPCS (Skin Barrier) 4" x 4" or smaller
30003-405467	■	small up to 35 mm (1 3/8)	4" x 4"	10 per box	A4414
30003-405468	●	medium up to 48 mm (1 7/8)	4 1/2" x 4 1/2"	10 per box	A4415
30003-403948	★	large up to 61mm (2 3/8)	5" x 5"	10 per box	A4415
	◆				

Need to match your pouch selection

☒ Stomahesive® Skin Barrier

Note:

Be sure to match the color/shape of the dot of the skin barrier with the color/shape of the dot of the pouch



For assistance in finding an ostomy system
to fit your lifestyle needs call

1-800-422-8811

and speak with a ConvaTec ostomy specialist
or one of our WOC (ostomy) nurses on staff.



Esteem synergy® Pouches

Esteem synergy® Pouches

Esteem synergy® Closed-End Pouches

Esteem synergy® Closed-End- Pouches are designed for one-time usage, and are appropriate for every day use, special occasions, or intimate moments.

The body-contoured pouch shape and soft pouch backing provides maximum comfort during wear. Esteem synergy® pouches feature an advanced filter system designed to absorb and neutralize a broad range of odor-causing agents. Four slits on the filter with removable stickers allow for individual control over the speed of the gas release and protect the filter when showering or swimming.



■ Esteem synergy® Closed-End Pouch



UPC Code (Universal Product Code)	Color Match	Stoma Opening	Qty.	HCPCS (Skin Barrier) 4" x 4" or smaller
30003-405436	■	small up to 35 mm (1 3/8)	30 per box	A4419
30003-405437	●	medium up to 48 mm (1 7/8)	30 per box	A4419
30003-403946	★	large up to 61mm (2 3/8)	30 per box	A4419

Need to match your barrier selection

☒ With Filter

■ Esteem synergy® Closed-End Pouch



UPC Code (Universal Product Code)	Color Match	Stoma Opening	Qty.	HCPCS (Skin Barrier) 4" x 4" or smaller
30003-405430	■	small up to 35 mm (1 3/8)	30 per box	A5054
30003-405431	●	medium up to 48 mm (1 7/8)	30 per box	A5054
30003-410350	★	large up to 61mm (2 3/8)	60 per box	A5054

Need to match your barrier selection

Note:

Be sure to match the color/shape of the dot of the skin
barrier with the color/shape of the dot of the pouch



Esteem synergy® Pouches

Esteem synergy® Drainable Pouches

Esteem synergy® Drainable Pouches - The specially shaped Esteem synergy® drainable pouches are designed to complement your body shape and add to the ease of emptying your pouch.

Esteem synergy® drainable pouches are also available with the InvisiClose® Tail Closure System. When emptying your pouch, the easy to open outlet with specially designed end strips helps to control flow and reduce splashing. The clipless locking mechanism is enhanced by an additional security flap giving you added peace of mind.



■ Esteem synergy® Drainable Pouches



UPC Code (Universal Product Code)	Color Match	Stoma Opening	Qty.	HCPCS (Skin Barrier) 4" x 4" or smaller
30003-410810	■	small up to 35 mm (1 3/8)	20 per box	A4425
30003-410811	●	medium up to 48 mm (1 7/8)	20 per box	A4425
30003-410812	★	large up to 61mm (2 3/8)	20 per box	A4425

Need to match your barrier selection

- ☒ With InvisiClose® clipless tail closure system
- ☒ With Filter



Fold the tail end up towards you four times and ensure the inter-locking closures overlap.



Press the inter-locking closures together until you feel them lock (click) into place along their entire length.



Wrap the security flap around to the back of the pouch (body side) and press the inter-locking closures together until you feel them lock (click) into place.

Note:

Be sure to match the color/shape of the dot of the skin barrier with the color/shape of the dot of the pouch



For assistance in finding an ostomy system
to fit your lifestyle needs call

1-800-422-8811

and speak with a ConvaTec ostomy specialist
or one of our WOC (ostomy) nurses on staff.



Esteem synergy® Pouches

Esteem synergy® Pouches For UROSTOMY

Esteem synergy® Urostomy Pouch - This urostomy pouch with an Accuseal® Tap is designed to be used with the Esteem synergy® DuraHesive® Moldable Convex Skin Barrier. This system includes the Accuseal® Tap which is designed for easy and rapid emptying of your pouch. Included is a built-in antireflux valve which resists the back flow of urine.



■ Esteem synergy® Urostomy Pouches*



UPC Code (Universal Product Code)	Color Match	Stoma Opening	Qty.	HCPCS (Skin Barrier) 4" x 4" or smaller
30003-405451	■	small up to 35 mm (1 3/8)	10 per box	A4432
30003-405452	●	medium up to 48 mm (1 7/8)	10 per box	A4432
30003-405453	★	large up to 61mm (2 3/8)	10 per box	A4432

Need to match your barrier selection

✓ With Accuseal® Tap

*This pouch is only for use with the Esteem synergy® CONVEX Skin Barriers

Note:

Be sure to match the color/shape of the dot of the skin
barrier with the color/shape of the dot of the pouch



Esteem® Ostomy System

Esteem® One-Piece Ostomy System

Esteem® – One-Piece Ostomy System offers one step application which means no need to attach pouches to barriers. It is easy to use and the InvisiClose® tail closure eliminates the need for a clip. ConvaTec utilizes a modified Stomahesive® skin barrier to achieve desirable adhesive security while being gentle to the skin. It's flexible oval-shaped barrier molds to the contour of the body and the curved pouch shape provides maximum comfort during wear.



■ Esteem® One-Piece Drainable Pouch with InvisiClose® Tail Closure and Filter



Options	UPC Code (Universal Product Code)	Stoma Opening	Qty.	HCPCS
Transparent	30003-411203	medium 20-70 mm	10 per box	A4424
Opaque	30003-411204	medium 20-70 mm	10 per box	A4424

Esteem synergy® Pouches

ActiveLife® Ostomy Systems

ActiveLife® One-Piece Ostomy System

ActiveLife® One-Piece Ostomy System - A lightweight, flexible, 1-piece system. ActiveLife® combines the skin barrier and the pouch in one simple, easy-to-manage system.



■ ActiveLife® Drainable Cut-to-Fit Pouch

One Tail Closure (clip) per box



UPC Code (Universal Product Code)	Size	Qty.	HCPCS (Skin Barrier) 4" x 4" or smaller
30003-400599	Can be enlarged to accommodate stoma sizes 19 mm (3/4") to 64 mm (2 1/2")	10 per box	A4388

☒ With Durahesive Plus® Skin Barrier

■ ActiveLife® One-Piece PRE-CUT Drainable Pouch

One Tail Closure (clip) per box



UPC Code (Universal Product Code)	Stoma Opening	Qty.	HCPCS
30003-125331	19 mm (3/4")	20 per box	A5061
30003-125332	25 mm (1")	20 per box	A5061
30003-125333	32 mm (1 1/4")	20 per box	A5061
30003-125334	38 mm (1 1/2")	20 per box	A5061
30003-125335	45 mm (1 3/4")	20 per box	A5061
30003-125336	50 mm (2")	20 per box	A5061
30003-125337	64 mm (2 1/2")	20 per box	A5061

☒ With Stomahesive® Skin Barrier



For assistance in finding an ostomy system
to fit your lifestyle needs call

1-800-422-8811

and speak with a ConvaTec ostomy specialist
or one of our WOC (ostomy) nurses on staff.

ActiveLife® One-Piece Ostomy System

■ ActiveLife® One-Piece Cut-to-Fit Closed-End Pouch with Skin Barrier



☒ With Filter

☒ With Stomahesive® Skin Barrier

30 filter covers per box

UPC Code (Universal Product Code)	Stoma Opening	Qty.	HCPCS
30003-650408	Can be enlarged to accommodate stoma sizes 19 mm (3/4") to 50 mm (2")	30 per box	A4416

■ ActiveLife® Convex One-Piece Pre-Cut Drainable Pouch with Durahesive® Skin Barrier

One Tail Closure (clip) per box



☒ With Durahesive® Skin Barrier

☒ Convex


☒ Transparent

UPC Code (Universal Product Code)	Stoma Opening	Qty.	HCPCS
30003-125352	19 mm (3/4")	10 per box	A4390
30003-125353	22 mm (7/8")	10 per box	A4390
30003-125354	25 mm (1")	10 per box	A4390
30003-125355	28 mm (1 1/2")	10 per box	A4390
30003-125356	32 mm (1 1/4")	10 per box	A4390
30003-125357	35 mm (1 3/8")	10 per box	A4390
30003-125358	38 mm (1 1/2")	10 per box	A4390
30003-125359	45 mm (1 3/4")	10 per box	A4390
30003-125360	50 mm (2")	10 per box	A4390

ActiveLife® Urostomy System

ActiveLife® One-Piece Urostomy System

■ ActiveLife® Convex One-Piece Pre-Cut Urostomy Pouch with Durahesive® Skin Barrier (Transparent)



- ☒ With Durahesive® Skin Barrier
- ☒ Convex
- ☒ Transparent

UPC Code (Universal Product Code)	Stoma Opening	Qty.	HCPCS
30003-125361	13 mm (1/2")	10 per box	A4393
30003-125362	16 mm (5/8")	10 per box	A4393
30003-125363	19 mm (3/4")	10 per box	A4393
30003-125364	22 mm (7/8")	10 per box	A4393
30003-125365	25 mm (1")	10 per box	A4393
30003-125366	28 mm (1 1/8")	10 per box	A4393
30003-125367	32 mm (1 1/4")	10 per box	A4393
30003-125368	35 mm (1 3/8")	10 per box	A4393
30003-125369	38 mm (1 1/2")	10 per box	A4393

Contains one universal night drainage adaptor





For assistance in finding an ostomy system
to fit your lifestyle needs call

1-800-422-8811

and speak with a ConvaTec ostomy specialist
or one of our WOC (ostomy) nurses on staff.

ActiveLife® One-Piece Urostomy System

■ ActiveLife® One-Piece PRE-CUT Urostomy Pouch



- ☒ With Durahesive® Skin Barrier
- ☒ With Accuseal® Tap with Valve
- ☒ With an Anti-Reflux Valve
- ☒ Transparent

Contains one universal night drainage adaptor

UPC Code (Universal Product Code)	Stoma Opening	Qty.	HCPCS
30003-650828	19 mm (3/4")	10 per box	A4428
30003-650829	22 mm (7/8")	10 per box	A4428
30003-650830	25 mm (1")	10 per box	A4428
30003-650831	28 mm (1 1/8")	10 per box	A4428
30003-650832	32 mm (1 1/4")	10 per box	A4428
30003-650833	38 mm (1 1/2")	10 per box	A4428

What you need to know about purchasing your ostomy supplies

Ordering ostomy supplies and understanding your insurance coverage are common concerns if you just underwent surgery. Setting up to receive your ostomy supplies does not need to be a hassle, but there are a few things you should be aware of before placing your ostomy supply order.

Frequently asked questions:

Q: Do I need to order “sterile” ostomy supplies?

A: No you do not. This is a big misconception. Your skin and the environment you live in are not sterile; therefore, you will only need to maintain general cleanliness around your stoma.

Q: Who sells ostomy supplies?

A: Most ostomy supplies can be ordered via a medical supply retailer. Be aware that not all pharmacies carry a full assortment of ostomy supplies, so be sure to call ahead.

Q: When should I order my ostomy supplies?

A: Place your order a few weeks before you will run out of your supplies. Try and leave enough time to receive your ostomy supplies, as delivery could take a few weeks and you never want to be in a situation where you may run out. In some cases, your retailer may have the option to automatically ship to you your supplies or provide you an automatic reminder that will help you keep track of when you need to order your supplies.

Q: Is it okay to keep months of supplies on hand?

A: Yes, a 3-4 month supply is okay if you plan to use them in that time frame. However, do not stockpile your supplies. Some ostomy products do have a shelf life and over time may lose their form and tackiness. Likewise, to get the most out of your products they should be kept in a dry location that does not have large fluctuations in temperature.

Medicare guidelines*

Frequently asked questions:

Q: Are my ostomy supplies covered by Medicare or private insurance?

A: If you are covered by Medicare or by private insurance, you will find that many of your ostomy supplies and related products may be covered. In order to receive your entitled coverage, your ostomy retailer must provide:

- A doctor's order (sometimes referred to as a script/prescription) along with an assignment of benefits.

Q: How much will Medicare cover?

A: The usual maximum quantities are:

Product	Quantity
Drainable pouches	Up to 20 per month
Urinary pouches	Up to 20 per month
Closed-end pouches	Up to 60 per month
Irrigation sleeves	Up to 4 per month
Stomahesive® Paste	4 oz. tube per month
Standard wear skin barrier with flange	up to 20 per month
Protective skin barrier wipes	3 boxes of 50 wipes every 6 months
Ostomy belt	1 per month
Night Drainage kit	1 every 3 months

No maximum quantity limits have been established for extended wear skin barriers, including Eakin Cohesive® Seals, or adhesive remover wipes.

* Please note that Medicare will pay for a 3-month supply of ostomy products at one time.

Q: What kind of documentation must I have to get the supplies I need?

A: You need a doctor's order or prescription to get your supplies. You also need a new doctor's order if you change the type or amount of supplies from the original order.

For additional information:

You can also contact the Medicare Program at
1-800-Medicare or **www.Medicare.gov**

If you'd like to learn more about all the other services
ConvaTec offers, please call **1-800-422-8811**.

The reimbursement information provided by ConvaTec is intended to provide general information relevant to coding and reimbursement of ConvaTec's products only. Coverage and payment policies for the same insurer can vary from one region to another and may change from time to time because of ongoing changes in government and insurance industry rules and regulations. Therefore, please confirm HCPCS Codes with your local DME-MAC, private insurer, or Medicaid agency before processing claims. ConvaTec does not guarantee coverage or payment of its products listed herein.



References





Contains:

- Application Cards
- Stoma Measuring Tool
- Choosing Your Product Card



Questions?

Contact the ConvaTec Customer
Interaction Center

1-800-422-8811

The content of this guide is not intended as medical advice and does not represent an exhaustive treatment of the subject matter.
This guide should be used as a guideline and all recommendations must be considered in view of your medical condition and the latest package insert information.

Accuseal, ActiveLife, Adhesive Coupling Technology, AllKare, ConvaTec Moldable Technology, Durahesive, Durahesive Plus,
Esteem synergy, InvisiClose, Stomahesive, Esteem and SUR-FIT Natura are trademarks of ConvaTec Inc.

Our world is what we make of it is a trademark of ConvaTec Inc.

Eakin Cohesive is a trademark of T.G. Eakin Limited.