

**Publication summary:** Aquacel® Ag Advantage/Ag+ Extra and Cutimed® Sorbact® in the management of hard-to-heal wounds: a cohort study. Journal of Wound Care Vol. 32, No. 10. doi: 10.12968/jowc.2023.32.10.624

# Patients who receive Aquacel® Ag+ Extra are **over 3.5 times** more likely to have the wound completely healed than Cutimed® Sorbact®

## Background

Hard-to-heal wounds, e.g. venous leg ulcers (VLUs), diabetic foot ulcers (DFUs), and pressure injuries (PIs), are becoming more difficult to treat and prevalent as the population ages.<sup>1</sup> Hard-to-heal wounds are a major challenge in healthcare systems globally;<sup>2</sup> lowering patient quality of life as well as a substantial economic burden.<sup>3,4</sup>

A key aspect of hard-to-heal wound care is overcoming the factors that delay healing, such as infection and biofilm.<sup>5</sup>

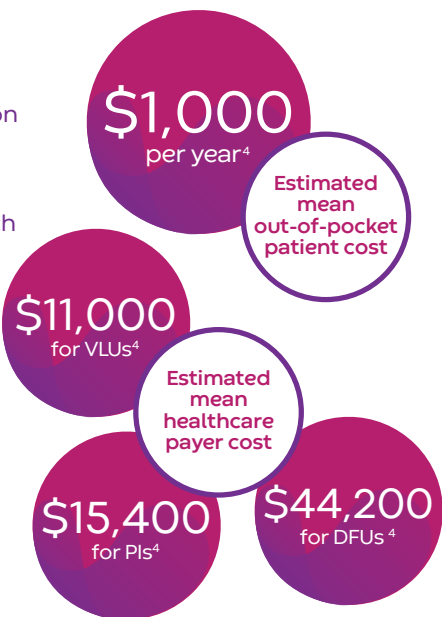
**At least 78% of hard-to-heal wounds have biofilm<sup>6</sup>**

Dressings have been developed that are highly absorbent and moisture-retaining, many with silver to control microbial overburden.<sup>2</sup>

## Study Overview

The aim of this study was to compare patients who used **Aquacel® Ag+ Extra** which benefits from MORE THAN SILVER™ technology with patients using **Cutimed® Sorbact®** for the treatment of VLUs, DFUs, and PIs in the 24 months prior to October 2022.

Healthcare providers (HCPs) captured data on clinical performance and outcomes using real world evidence in Germany (DE) and the United States (US). Both dressings are widely used for hard-to-heal wounds throughout DE and the US.



## Test dressings

**Aquacel® Ag+ Extra** - in the US (Aquacel® Ag Advantage) and in Germany (Aquacel®Ag+ Extra) - specifically developed for biofilm with MORE THAN SILVER™ technology to deliver superior anti-biofilm performance by disrupting and destroying biofilm.<sup>7</sup>

**Vs**

**Cutimed® Sorbact®** - a wound dressing with no donation of chemicals as it does not have local antiseptic or antibiotic agents.<sup>8</sup>

## Results

**11%** of Cutimed® Sorbact® patients required surgery (0% vs. 11%, p=0.039)

A greater proportion of wounds were worsening before dressing in the Aquacel® Ag+ Extra cohort (49% vs. 34%; p=0.010) vs the Cutimed® Sorbact® cohort

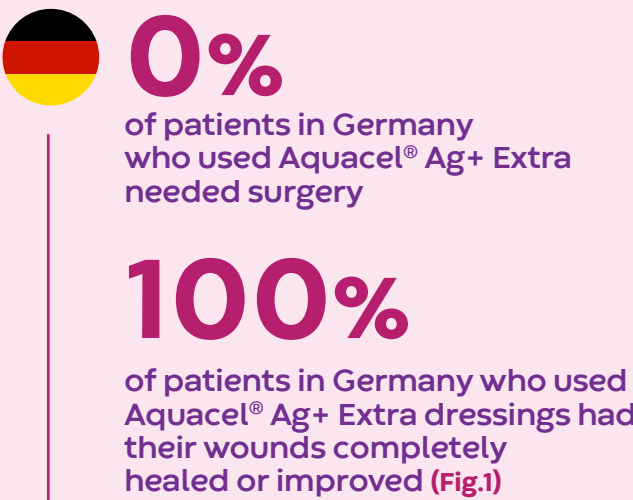
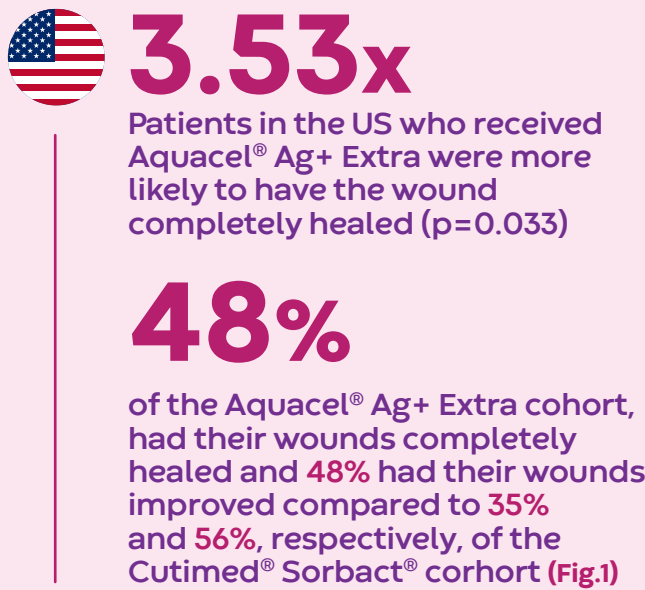
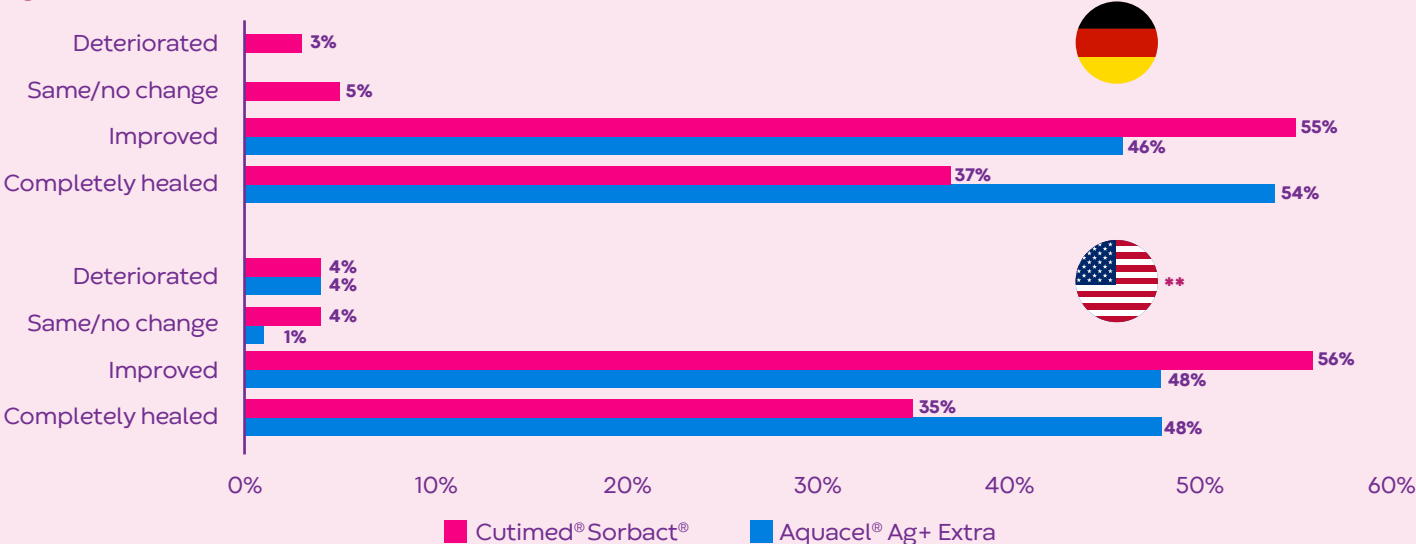


Fig. 1 Overall Wound Status (By Product and Country)



\*\* Statistically significant difference (p<0.05)

## Conclusion

- Both **Aquacel® Ag+ Extra** and **Cutimed® Sorbact®** dressings are widely used in Germany and the US for patients with VLUs, DFUs, and PIs and are generally comparable.
- The study found two important differences: patients who used Aquacel® Ag+ Extra did not need further surgery in Germany and in the US, there were significantly higher probability odds that wounds would completely heal with Aquacel® Ag+ Extra dressings compared to Cutimed® Sorbact®.
- When there was a statistically significant difference, Aquacel® Ag+ Extra showed better outcomes.

## REFERENCES

1. Rice JB, Desai U, Cummings AK, Birnbaum HG, Skornicki M, Parsons NB. Burden of diabetic foot ulcers for Medicare and private insurers. Diabetes Care. 2014; 37:651-658.
2. Frykberg RG, Banks J. Challenges in the treatment of chronic wounds. Adv Wound Care. 2015;4(9):560-582.
3. Olsson M, Jarbrink K, Divakar U, et al. The humanistic and economic burden of chronic wounds: A systematic review. Wound Repair Regen. 2019;27(1):114-125.
4. Chan B, Cadarette S, Wodchis W, Wong J, Miltmann N, Krahn M. Cost-of-illness studies in chronic ulcers: A systematic review. J Wound Care. 2017;26(Suppl. 4):S4-S14.
5. Mori Y, Nakagami G, Kitamura A, et al. Effectiveness of biofilm-based wound care system on wound healing in chronic wounds. Wound Repair Regen. 2019;27:540-547.
6. Malone M, Bjarnshold T, McBain AJ, et al. The prevalence of biofilms in chronic wounds: A systematic review and meta-analysis of published data. J Wound Care. 2017;28(1):20-25.
7. Siaw-Sakyl V. Identification and management of biofilm in chronic wounds. J Community Nurs. 2018;32(5).
8. Powell G. Evaluating Cutimed® Sorbact®: Using a case study approach. Br J Nurs. 2009;18(15):S30,S32-36.