

Application Guide*



STANDARD APPLICATION

AQUACEL™ Foam dressings may be used as primary or secondary dressing.



Additional tape or other means of fixation will be required to secure the non-adhesive dressing.

Select a **dressing size and shape** to ensure that the central absorbent pad (area within the adhesive window) is **1 cm** larger than the wound area. The dressing can be cut to shape for convenience.*

Markets to localize as needed.

Remove the dressing from the sterile pack, minimizing finger contact with the wound contact surface and the adhesive surface where applicable. Remove the release liner if using the adhesive dressing.

Hold the dressing over the wound and line up the center of the dressing with the center of the wound. Place the pad directly over the wound. For the adhesive dressing, smooth down the adhesive border.*

REMOVAL



The dressing should be changed when clinically indicated (i.e. leakage, bleeding, increased pain). The recommended wear time for AQUACEL™ Foam dressing and AQUACEL™ Ag Foam dressing is up to seven days.

Wound should be cleansed at appropriate intervals as clinically deemed. The dressing can be worn while showering.

To remove the dressing, press down gently on the skin and carefully lift one corner of the dressing. Continue until all edges are free. Carefully lift away the dressing and discard according to local clinical protocols.

APPLICATION STEPS FOR DIFFICULT-TO-DRESS AREAS

For **difficult-to-dress** anatomical locations, such as the heel or the sacrum, the specially shaped adhesive dressing may be used.



Sacral dressing

1. Remove the release liner.
2. Hold the dressing at its edges. Fold the dressing in half, with the foam dressing back sides touching. Place the fold into the natal cleft.
3. Keep the center pad in contact with the wound and smooth the edges of the dressing into place.



Heel dressing

1. Remove the release liner.
2. Line up top of dressing with the back of the heel and secure.
3. Fold the dressing over the bottom of the heel and smooth down to complete the application.

For small feet, choose an appropriate sized square adhesive dressing. Do not remove the release liner. Cut two slits diagonally in the dressing approximately **5 cm** deep. Follow heel dressing application steps.



Interdigital dressing

1. Choose an appropriately-sized dressing. Do not remove the release liner. Fold in half and cut five equal slits in the dressing, approximately **1.5 cm** in length, sized and spaced according to the size of the digits to be left uncovered.
2. Remove the release liner and place the dressing over the toes or fingers, feeding them through the slits. Ensure the dressing is snug but not tight.

Markets to localize as needed.

Other application areas - elbow, fingers/toes



Can be cut to any shape or size to meet your wound care needs.*

Product Selection and Range





For shallow, exuding wounds that are infected or at risk of infection, use **AQUACEL™ Ag Foam dressing**.




For deep, exuding wounds that are infected or at risk of infection, use **AQUACEL™ Ag** as primary contact dressing covered with an **AQUACEL™ Foam dressing**.

AQUACEL™ Ag Foam dressings

SKU	Dressing Size		Pack Size	
ADHESIVE				
420805	8 cm x 8 cm	3.2 in x 3.2 in	10	
420681	10 cm x 10 cm	4 in x 4 in	10	
420627	12.5 cm x 12.5 cm	5 in x 5 in	10	
420628	17.5 cm x 17.5 cm	7 in x 7 in	10	
420629	21 cm x 21 cm	8.5 in x 8.5 in	5	
420647	19.8 cm x 14 cm (heel)	8 in x 5.5 in (heel)	5	
420648	20 cm x 16.9 cm (sacral)	8 in x 7 in (sacral)	5	
420807	25 cm x 30 cm	10 in x 12 in	5	
NON-ADHESIVE				
420639	5 cm x 5 cm	2 in x 2 in	10	
420642	10 cm x 10 cm	4 in x 4 in	10	
420645	15 cm x 15 cm	6 in x 6 in	5	
420646	20 cm x 20 cm	8 in x 8 in	5	
420806	15 cm x 20 cm	6 in x 8 in	5	

AQUACEL™ Foam dressings

SKU	Dressing Size		Pack Size	
ADHESIVE				
420804	8 cm x 8 cm	3.2 in x 3.2 in	10	
420680	10 cm x 10 cm	4 in x 4 in	10	
420619	12.5 cm x 12.5 cm	5 in x 5 in	10	
420621	17.5 cm x 17.5 cm	7 in x 7 in	10	
420623	21 cm x 21 cm	8.5 in x 8.5 in	5	
420625	19.8 cm x 14 cm (heel)	8 in x 5.5 in (heel)	5	
420626	20 cm x 16.9 cm (sacral)	8 in x 7 in (sacral)	5	
420624	25 cm x 30 cm	10 in x 12 in	5	
NON-ADHESIVE				
420631	5 cm x 5 cm	2 in x 2 in	10	
420633	10 cm x 10 cm	4 in x 4 in	10	
420635	15 cm x 15 cm	6 in x 6 in	5	
420636	20 cm x 20 cm	8 in x 8 in	5	
420637	15 cm x 20 cm	6 in x 8 in	5	

XXX-XXX-XXXX

ConvaTec.com/AQUACELFoam

®/™ AQUACEL and Hydrofiber are trademarks of ConvaTec Inc.
© 2013 ConvaTec Inc. AP-013624-MM