



neria™ guard infusion sets

neria™ guard is a soft cannula infusion set with an integrated insertion device for simple insertions by the touch of a button. A retractable needle may eliminate accidental needle sticks and increase insertion technique comfort.

Product Specifications


Cannula:	Soft	Adhesive:	Built-in, skin friendly non-woven polyester, acrylic adhesive
Insertion angle:	90 degrees (straight in)	Needle safety:	Yes, passive (Needle not visible before, during and after insertion)
Disconnection:	Yes, at site	Insertion device:	Yes, incorporated in the product
Introducer needle gauge:	G27		
Soft cannula diameter:	0.68 mm (≈ G23)		

Soft cannula lengths	Tubing lengths	Priming volumes
6 and 9 mm	12, 60, 80 and 110 cm	12 cm ~ 0.04 ml 60 cm ~ 0.10 ml 80 cm ~ 0.12 ml 110 cm ~ 0.15 ml

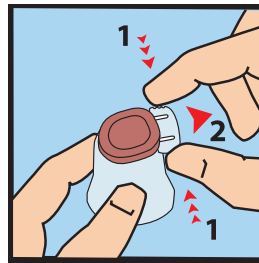
The neria™ guard infusion sets are sold in boxes containing 10 pieces.



neria™ guard infusion set user steps



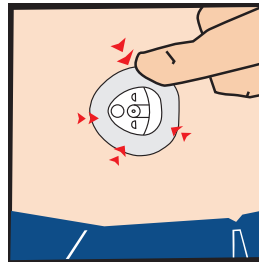
1. Pull gently to remove the paper from the adhesive tape.



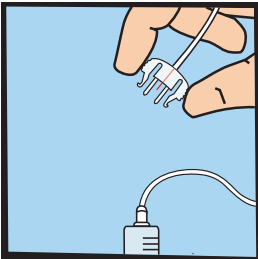
2. Remove the safeguard from the insertion device by gently squeezing the sides of the safeguard and pulling it straight out.



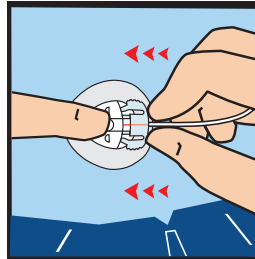
3. Position the insertion device on the skin and press the red activation button completely down to insert the infusion set.



4. Press the adhesive tape onto the skin.



5. Connect to the pump and prime the tubing according to instructions provided by the pump manufacturer.



6. Place a finger on the cannula housing while pushing the site connector straight in until you hear a "click".