



Experience the difference

GentleCath™ Hydrophilic

Help minimize the risk of infection
with no-touch catheterization



DEHP
Free

Latex
Free

Experience the difference



As users transition from your care back to their everyday lives, we want them to feel ready, empowered and as independent as possible. GentleCath™ hydrophilic catheters will be with them on their journey through life re-establishing their confidence and allowing them to achieve their goals.

Making a difference for over 40 years

An experienced leader in continence care, GentleCath™ has made it a priority to listen to the needs of users and the insights of caregivers. This is embodied in the products we design and the services we offer. GentleCath™ hydrophilic catheters are designed for users safety and success.

GentleCath™ Hydrophilic Catheters



Hydrophilic catheters are coated with a hydrophilic polymer that reacts with water to create a smooth, slippery coating on the surface of the catheter. Compared to uncoated catheters, hydrophilic catheters have been shown to reduce the incidence of urinary tract infections.¹

Minimize the risk of infection with no-touch catheterization

- GentleCath™ Hydrophilic catheters feature a no-touch handling strip which allows the user to catheterize without touching the catheter
- This no-touch catheterization is designed to help minimize the risk of infection



GentleCath™
that's a relief

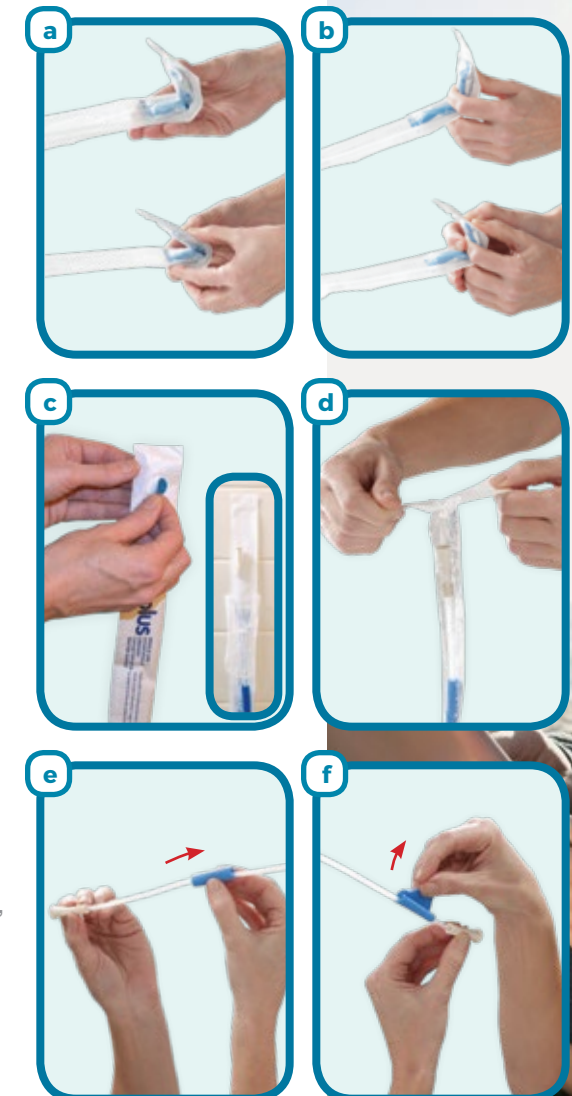
Professional advice: our online video FAQ may help to answer some of your users' questions and concerns.



How to use GentleCath™ Hydrophilic Catheters:

- Wash hands then break the sterile water sachet by using one of the illustrated methods:
 - By folding and squeezing (making sure not to fold over more than half the length of the water sachet to avoid water going the wrong way) (fig. a).
 - By placing your finger on the water sachet approximately half way down. Then use your thumb to fold the sachet around your index finger and squeeze (fig. b).
- Then let the water run down into the package.
- You can stick the package on to any dry surface using the self adhesive tape on the package (fig. c).
- Make sure the catheter is soaked in water for at least 15 seconds. Open the package by peeling the tabs on the connector side (fig. d).
- No-touch catheterization can be performed by using the Blue Handling Strip (fig. e). If needed, Blue Handling Strip can be removed before or during catheterization (fig. f).

Please refer to the *Instructions for Use* for a detailed guide



Support and advice are a call or click away

Our me+ team has live experts available by phone or email to answer your questions.

1-800-422-8811

Monday-Friday 8:30am-7:00pm EST
CIC@convatec.com
www.convatec.com









Medicare: At-a-Glance*

Per the Medicare guidelines on Intermittent Urinary Catheterization, any patient who utilizes intermittent catheters can receive one sterile urological catheter and one packet of lubricant for each catheterization.

- Physician prescriptions should reflect the actual number of times a patient catheterizes per day.
- Medicare will cover one catheter per cathing episode up to a maximum of 200 intermittent catheters per month:
 - **A4353:** Intermittent urinary catheter, with insertion supplies
With qualifying documentation in your medical record stating why the patient needs this.

Ordering Information

	Material Description	French Size	Quantity per Unit	Order Code
	FEMALE HYDROPHILIC INTERMITTENT URINARY CATHETER WITH WATER SACHET	08	30	508988
		10	30	508989
		12	30	508990
		14	30	508991
		16	30	508992
	MALE STRAIGHT TIP HYDROPHILIC INTERMITTENT URINARY CATHETER WITH WATER SACHET	08	30	508993
		10	30	508994
		12	30	508995
		14	30	508996
		16	30	508997
	MALE COUDÉ TIP HYDROPHILIC INTERMITTENT URINARY CATHETER WITH WATER SACHET	10	30	508999
		12	30	509000
		14	30	509001
		16	30	509002
		18	30	509003
	FEMALE HYDROPHILIC INTERMITTENT URINARY CATHETER WITH INSERTION KIT	08	10	509004
		10	10	509005
		12	10	509006
		14	10	509007
		16	10	509008
	MALE STRAIGHT TIP HYDROPHILIC INTERMITTENT URINARY CATHETER WITH INSERTION KIT	08	10	509009
		10	10	509010
		12	10	509011
		14	10	509012
		16	10	509013
	MALE COUDÉ TIP HYDROPHILIC INTERMITTENT URINARY CATHETER WITH INSERTION KIT	10	10	509014
		12	10	509015
		14	10	509016
		16	10	509017
		18	10	509018
				509019

REFERENCES: 1. Cardenas DD, Hoffman JM. Hydrophilic catheters versus noncoated catheters for reducing the incidence of urinary tract infections: a randomized controlled trial. *Arch Phys Med Rehabil.* 2009;90(10):1668-71.

* The reimbursement information provided by ConvaTec is intended to provide general information relevant to coding and reimbursement of ConvaTec's products only. Coverage and payment policies for the same insurer can vary from one region to another and may change from time to time because of ongoing changes in government and insurance industry rules and regulations. Therefore please confirm HCPCS codes with your local DME-MAC, private insurer, or Medicaid agency before processing claims. ConvaTec does not guarantee coverage or payment of its products listed herein.