



neria™ multi infusion sets

The neria™ multi infusion set line is a series of multi-furcated steel needle infusion sets designed for subcutaneous infusion of immunoglobulins (IgG) for the treatment of Primary Immune Deficiency. The neria™ multi infusion sets are multi needle infusion sets for delivery of large volumes of immunoglobulins over a short period of time. (i.e. 1-2 hours).

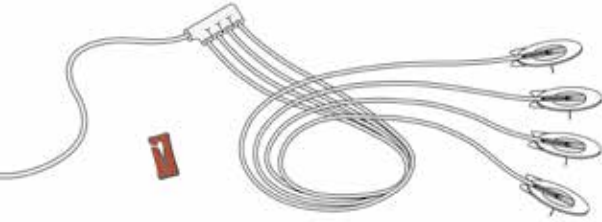
Product Specifications

Configurations:	Single set, Bi-, Tri-, Quad-furcated sets	Needle gauge:	G27
Cannula:	Stainless Steel	Adhesive:	Built-in, skin friendly ¹ non-woven polyester, acrylic adhesive
Insertion angle:	90 degrees (straight in)	Clamp:	Yes
Disconnection:	No		

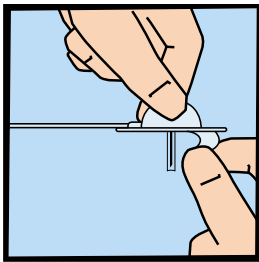
	Single Set	Bi-furcated	Tri-furcated	Quad-furcated
Needle lengths	6, 8 and 10 mm	8 and 10 mm	8, 10 and 12 mm	8, 10 and 12 mm
Tubing lengths	60, 80, 110 cm	90 cm	90 cm	90 cm
Priming volume	60 cm - 0.10 ml 80 cm - 0.12 ml 110 cm - 0.15 ml	0.36 ml	0.43 ml	0.51 ml

The neria™ multi infusion sets are sold in boxes containing 10 sets.

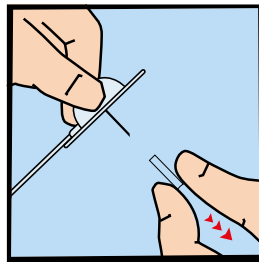
Reference: ¹ Biological Safety Testing, October 2011, Data on File, Unomedical a/s.



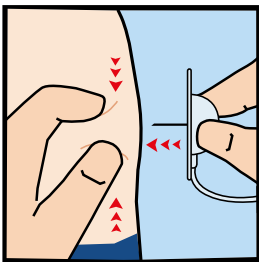
neria™ multi infusion sets user steps



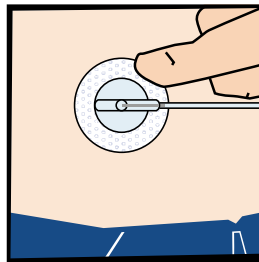
1. Prime the tubing according to pump manufacturer's instructions. Remove the adhesive backing paper.



2. Gently twist and pull to remove the needle guard.



3. Pinch the skin with one hand and insert the neria™ multi infusion set at a 90 degree angle (straight in).



4. Press the adhesive to secure the neria™ multi infusion set to the skin. Check the insertion site frequently.

Repeat steps 1-4 for all sites.

Please note that this guide only illustrates some of the steps to follow when inserting the neria™ multi infusion sets and it is not a substitute for reading the instructions for use which comes with the product.

neria is a trademark of Unomedical a/s © ConvaTec Inc. 2017 AP-017775-MM