



Elastic Unna Boot

Directions for Use English

PRODUCT DESCRIPTION

The FLEXI-DRESS Elastic Unna Boot is designed for ambulatory treatment of venous leg ulcers and lymphatic edema. It consists of a stretchable gauze containing non-hardening zinc oxide paste.

The FLEXI-DRESS Unna Boot conforms to the contour of the leg, stretches gently and remains flexible.

The bandage may be left undisturbed for up to 7 days, unless there is discomfort, leakage of exudate, clinical signs of infection, numbness or tingling in the toes, or if any other local reactions occur.

INDICATION

Ambulatory treatment of venous leg ulcers and lymphatic edema.

CONTRAINDICATIONS

Arterial and mixed venous/arterial ulcers.

As with all products, FLEXI-DRESS Elastic Unna Boot should not be used on individuals with a known sensitivity to the product or its components.

PRECAUTIONS

Initial use of this product should be under the direction of a health care professional.

If redness or irritation result, discontinue use and consult a health care professional.

OBSERVATIONS

FLEXI-DRESS Elastic Unna Boot provides local management of vascular insufficiency; a lack of adequate rest and failure to elevate the affected leg in patients with vascular insufficiency can increase the amount of local edema and hinder potential healing.

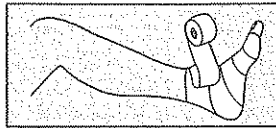
If signs of clinical infection should develop, such as uncharacteristic odor or change in the color of the exudate, fever or cellulitis (tenderness and erythema in the area of the wound), a culture of the wound site should be taken. If clinical signs of infection are present, appropriate medical treatment should be initiated.

INSTRUCTIONS FOR USE

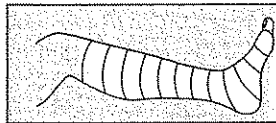
Cleansing the Wound Site

Cleanse the ulcer according to normal practice, rinse well and dry the surrounding skin prior to application of the bandage.

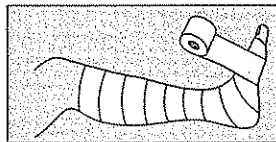
APPLYING THE FLEXI-DRESS ELASTIC UNNA BOOT



1. Begin bandaging with FLEXI-DRESS at base of toes. Keep foot and ankle at right angle. FLEXI-DRESS will wrap smoothly onto leg without gaps and pleats.



2. Layer bandage onto leg until it is covered up to the knee. FLEXI-DRESS adapts to contours of leg.



3. Apply an elastic bandage for compression. Maintain even tension and cover FLEXI-DRESS completely.

REMOVING THE FLEXI-DRESS ELASTIC UNNA BOOT

Lift the free edge of the bandage and carefully unwind down the leg; it is not necessary to cut the FLEXI-DRESS to remove it.

HOW SUPPLIED

Order No.	Description	Quantity
650940	7.6 cm x 914.4 cm (stretched)	1
650941	10.2 cm x 914.4 cm (stretched)	1

ConvaTec offers a complete line of wound care products. For more information on ConvaTec products, contact your health care professional, wound care supply dealer, or call 1-800-422-8811.

Australia
Manufactured for:



A Division of Bristol-Myers Squibb Pharmaceuticals Pty., Ltd.
PO Box 240
Noble Park, VICTORIA 3174
Free Call 008 335 276
Metropolitan Melbourne:
(03) 596-7722

New Zealand
Manufactured for:



A Division of Bristol-Myers Squibb Pharmaceuticals Pty., Ltd.
Level 2, 8 Pacific Rise
Pacific Business Centre
Mt. Wellington
AUCKLAND NEW ZEALAND
Free Call 0800 44 1763

Manufactured for:



Division of E.R. Squibb & Sons, Inc.
Princeton, NJ 08543
1-800-422-8811