



# WE CAN

Provide Options for More  
Comfort and Flexibility



## ESTEEM™ *Soft Convex*

Flexibility combined with shallow convexity  
— designed to deliver comfort.



Convex



Soft



Flexible,  
Conforms  
to Body



Minimizes  
Pressure



Skin Friendly

# ESTEEM™ Soft Convex

Esteem™+ *Soft Convex* combines flexibility with a shallow convexity, and is designed to conform well to the body and be comfortable to wear.

## Features include:

- **Flexible Convexity:** conforms to the body and helps improve the pouch seal by minimizing leaks
- **Easy-View Window:** for accurate positioning and observation
- **Filter:** may help minimize odors and ballooning
- **Safe Seal Clipless Closure:** may help make emptying and cleaning easy
- **Belt Tabs:** attach an ostomy support belt for added security



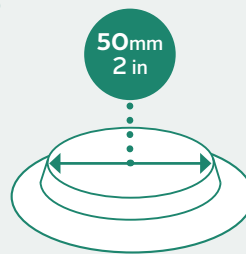
Soft Convex Wafer Depth = 4mm (1/8")

The Esteem™ + *Soft Convex* system is **available in 3 plateau widths** to address a range of stoma management issues.

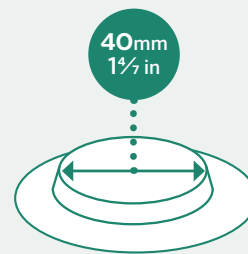
## V-Size Plateau Guidance

**Convexity Pressure**  
A narrow plateau width may be used to create pressure directly around the stoma.

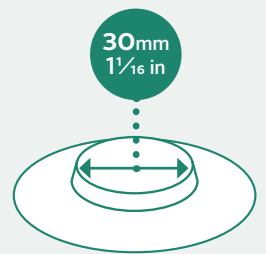
**Plateau Width**  
A wider plateau width may be used to help flatten out skin creases away from the stoma.



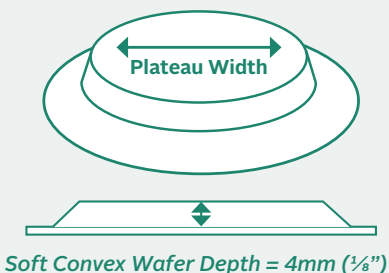
**V1**  
Plateau Width



**V2**  
Plateau Width



**V3**  
Plateau Width



Soft Convex Wafer Depth = 4mm (1/8")

Esteem™+ *Soft Convex*  
**Drainable | Cut-to-Fit**  
(Pouch length = 8 2/3 in)

HCPCS: A4389

Product Code	Plateau Size	Cutting Range	Quantity
422363	V1	20-47mm (3/4 - 1 7/8 in)	10
422364	V2	15-40mm (3/8 - 1 3/8 in)	10
422365	V3	10-28mm (3/8 - 1 1/8 in)	10



Enrolling your patients is simple. Contact your me+™ concierge at 1-877-585-0470 or visit [mepluscare.com](http://mepluscare.com)