



**WE CAN**

Help Improve Lives

**ESTEEM<sup>®</sup>**  **portfolio**



*One-Piece Convexity*

## The Purpose of Convexity

All bodies are different. Convex wafers are designed to help manage irregular stomas and abdomens to help reduce leakage and simplify stoma management.

- Convexity is the outward curving of the baseplate or skin barrier.<sup>1,2</sup>
- Convexity applies a uniform pressure to the immediate peristomal skin, improving the projection of the stoma for drainage.<sup>3</sup>
- Convexity helps maintain a secure seal between the pouch and the skin.<sup>4</sup>

The Esteem<sup>®</sup>+ one-piece convex portfolio offers a range of products designed to address different stoma shapes and sizes. Offerings include soft and firm convexity, various depths, and help provide comfort, freedom, security and reassurance.

### SKIN BARRIER TYPES



**Flat** - skin barrier is flat against the skin.



**Convex** - outward curving of the skin barrier towards the skin.<sup>1, 2</sup>



## When to Use Convexity



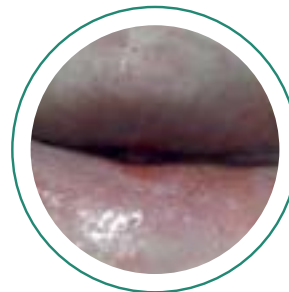
### Flush Stomas

Located at the same level as the abdomen skin surface, and does not protrude<sup>5</sup>



### Retracted Stomas

Stoma pulled into the abdomen below skin level or having little or no spout<sup>6</sup>



### Skin Folds

A stoma which is deep in a skin fold/crease<sup>7</sup>

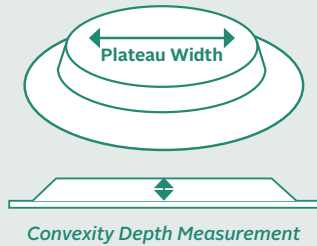


### Soft or Flaccid Abdomens

An abdomen requiring firm level of support to stabilize the pouching system<sup>5</sup>

## Why Plateau Width Matters

Successful convexity must press down on the peristomal skin enough to make a good seal around the base of the stoma and help with protrusion.<sup>7</sup>

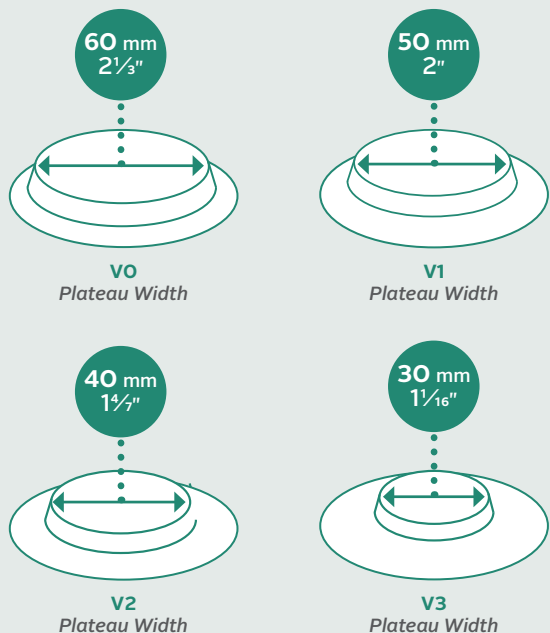


### Convexity Pressure

A narrow plateau width may be used to create pressure directly around the stoma with lesser pressure as the plateau width gets wider.

### Plateau Width

A wider plateau width may be used to flatten out skin creases away from the stoma.



## ESTEEM® Convex Portfolio

### Esteem®+ Soft Convex

Available in Cut-to-Fit

Drainable & Urostomy Options

Convexity Depth = 4 mm ( $\frac{1}{8}$ "

#### Key Benefits

- Shallow profile minimizes pressure and helps conform to the body
- Suitable for immediate post-operative use



### Esteem®+ Flex Convex

Available in Cut-to-Fit

Drainable & Urostomy Options

Convexity Depth = 7 mm ( $\frac{2}{7}$ "

#### Key Benefits

- Combines the comfort and freedom of flexibility with the firmness of convexity



### Esteem® + (Firm) Convex

Available in Pre-Cut

Drainable Option

Convexity Depth = 5 mm ( $\frac{3}{16}$ "

#### Key Benefits

- May be suitable for patients with soft, flaccid abdomens
- Encourages protrusion of flush or retracted stomas



## Esteem®+ Soft Convex

### Drainable | Cut-to-Fit

Product Code	Plateau Size	Cutting Range	Quantity
422363	V1 (LARGE)	20-47 mm (¾" - 1⅞")	10
422364	V2 (MEDIUM)	15-40 mm (⅝" - 1⅝")	10
422365	V3 (SMALL)	10-28 mm (⅜" - 1⅞")	10

### Urostomy | Cut-to-Fit

Product Code	Plateau Size	Hole Diameter	Quantity
422551	V1 (LARGE)	20-47 mm (¾" - 1⅞")	10
422557	V2 (MEDIUM)	15-40 mm (⅝" - 1⅝")	10
422562	V3 (SMALL)	10-28 mm (⅜" - 1⅞")	10

## Esteem®+ Flex Convex

### Drainable | Cut-to-Fit

Product Code	Plateau Size	Cutting Range	Quantity
422159	VO (EXTRA-LARGE)	20-57 mm (¾" - 2⅝")	10
421615	V1 (LARGE)	20-43 mm (¾" - 1⅝")	10
421619	V2 (MEDIUM)	20-35 mm (¾" - 1⅜")	10
421622	V3 (SMALL)	20-25 mm (¾" - 1")	10

### Urostomy | Cut-to-Fit

Product Code	Plateau Size	Cutting Range	Quantity
421623	V1 (LARGE)	10-43 mm (⅝" - 1⅝")	10
421626	V2 (MEDIUM)	10-35 mm (⅝" - 1⅜")	10
421628	V3 (SMALL)	10-25 mm (⅝" - 1")	10

## Esteem®+ (Firm) Convex

### Drainable | Pre-Cut (Transparent)

Product Code	Hole Diameter	Quantity
416738	19 mm (¾")	10
416740	22 mm (⅞")	10
416742	25 mm (1")	10
416744	28 mm (1⅞")	10
416746	32 mm (1¼")	10
416748	35 mm (1⅜")	10
416750	38 mm (1½")	10

### Drainable | Pre-Cut (Opaque)

Product Code	Hole Diameter	Quantity
416739	19 mm (¾")	10
416741	22 mm (⅞")	10
416743	25 mm (1")	10
416745	28 mm (1⅞")	10
416747	32 mm (1¼")	10
416749	35 mm (1⅜")	10
416751	38 mm (1½")	10



For more information, please call our Customer Relations Center (Registered Nurses on staff) at **1-800-465-6302**, Monday through Friday, 8:00 AM to 6:00 PM (EST), or visit our Web Site at [www.convatec.ca](http://www.convatec.ca)