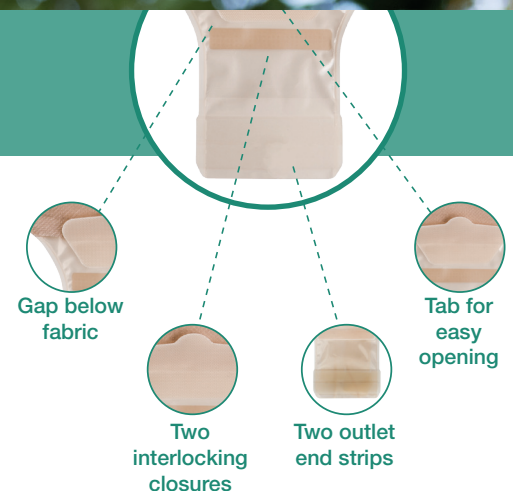




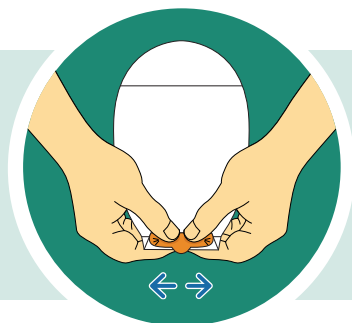
# ESTEEM<sup>®</sup> Flex Convex

## HOW TO USE THE CLIPLESS TAIL CLOSURE

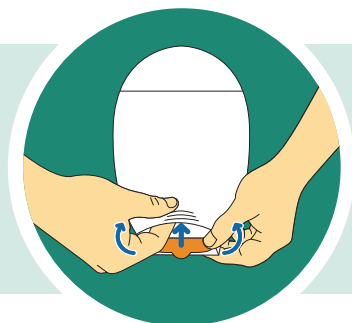
### 1 CLOSING THE POUCH



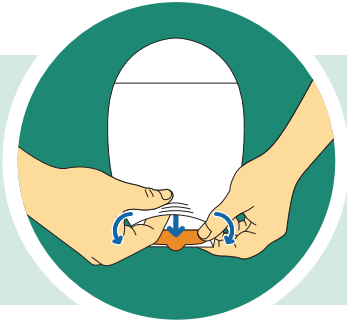
**Step 1:** Holding the outlet end strips, fold the end up towards you until the interlocking closures line up.



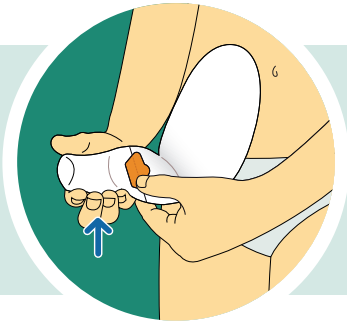
**Step 2:** Press the interlocking closures together across the width of the tail. Press and pinch across the closure until you feel them close.



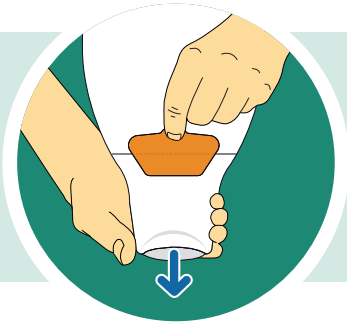
**Step 3:** Place finger under the gap below the fabric and tuck in the closure, if desired.



**Step 1:** Remove closure from the gap below the fabric.



**Step 2:** To empty the pouch, tilt the tail up towards your body. Peel open the closure and unfold the tail.



**Step 3:** Holding the pouch tail with one hand, open the tail by pushing in both ends of the outlet end strips with the other hand to drain the pouch.

**Tip:** You can pull up on the tab to help open tail.



**Step 4:** Clean the inside surface of the pouch tail with toilet tissue or a wipe. The pouch tail can also be cleaned gently with pH neutral soap and water.



For more information, please call our Customer Relations Center (Registered Nurses on staff) at **1-800-465-6302**, Monday through Friday, 8:00 AM to 6:00 PM (EST), or visit our Web Site at [www.convatec.ca](http://www.convatec.ca)

Please refer to the package insert for complete instructions for use.