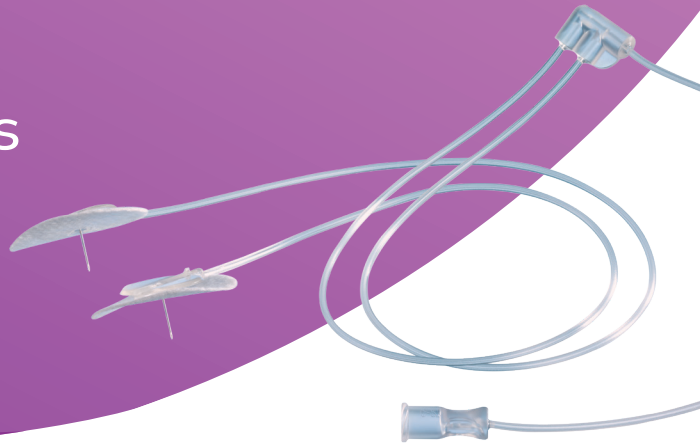


Neria™Multi infusion sets



The **Neria™Multi** is a series of multi-furcated steel needle infusion sets designed for the subcutaneous infusion of immunoglobulins (IgG) in the treatment of primary immune deficiency. Neria™Multi is an infusion set with a standard luer lock connection, and it is available with 2, 3 or 4, 90-degree, stainless steel cannula/needles for simultaneous use at multiple infusion sites.

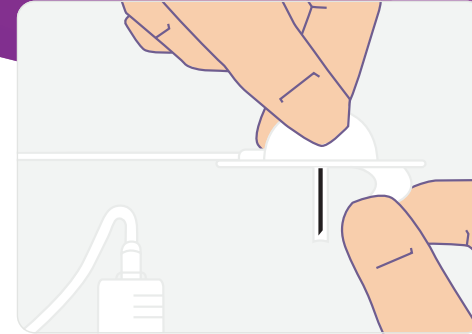
Product specifications

Configurations	Bi-, Tri-, Quad- furcated (Neria™Multi) sets
Cannula	Stainless steel
Insertion angle	90 degrees (straight in)
Disconnection	No
Needle gauge	G27
Adhesive	Built-in, non-woven polyester, acrylic adhesive
Clamp	Yes

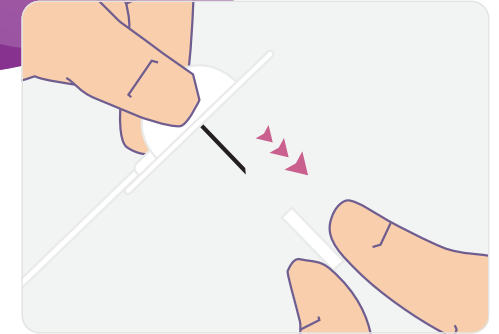
	Bi-furcated	Tri-furcated	Quad-furcated
Needle lengths	8 and 10 mm	8, 10 and 12 mm	8, 10 and 12 mm
Tubing lengths	90 cm	90 cm	90 cm
Priming volume	~ 0.32 ml	~ 0.39 ml	~ 0.48 ml

The Neria™Multi infusion sets are sold in boxes containing 10 sets.

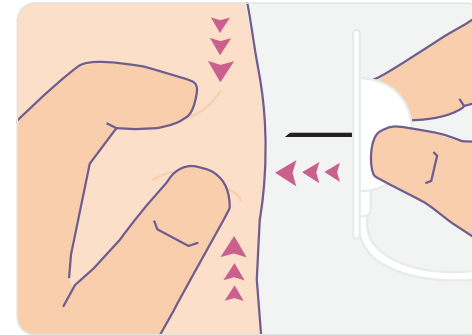
Neria™Multi infusion set user steps



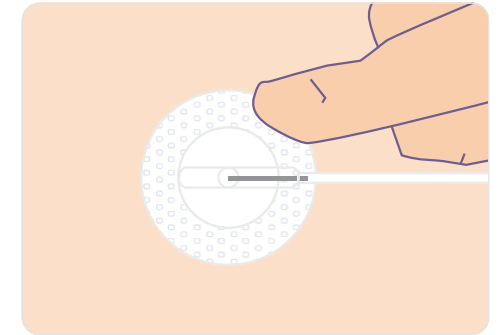
Step 1.
Prime the tubing according to pump manufacturer's instructions for use and remove the adhesive backing paper.



Step 2.
Gently twist and pull to remove the needle guard.



Step 3.
Pinch the skin with one hand and insert the Neria™Multi infusion set at a 90-degree angle (straight in).



Step 4.
Press the adhesive to secure the Neria™Multi infusion set to the skin. Check the infusion site frequently.

Repeat steps 1-4 for all sites.

DISCLAIMER

Please note that this guide only illustrates some of the steps to follow when inserting a Neria™Multi infusion set and it is not a substitute for reading the full instructions for use that comes with the product. When using the product for the first time, do so in the presence of your healthcare professional.

AP-67478-GBL-ENG-v1 (v1.1)

© 2024 Convatec

Neria is a trademark of Unomedical A/S. The Convatec name, Hug icon and strapline are trademarks of Convatec.